



This publication provides summary data and commentary on the latest ABS Labour Force Cat: 6202.0 release for Western Australia. It also includes brief information on other selective WA labour market indicators.

KEY POINTS¹

- The **unemployment rate** has risen by 0.5 percentage points over the year to 6.9 per cent in November 2016
- The **participation rate** has declined by 0.5 percentage points over the year to 67.9 per cent in November 2016.
- The **male unemployment rate** has increased by 1.3 percentage points over the year, to 6.8 per cent in November 2016, the highest rate recorded since September 2002.

SEASONALLY ADJUSTED

Employed Persons ('000)			
	Nov-15	Oct-16	Nov-16
WA	1,344.1	1,333.5	1,340.9
Australia	11,888.3	11,934.1	11,973.2

Employed ('000) by Employment Type			
	Nov-15	Oct-16	Nov-16
Full time	933.0	896.6	907.7
Part time (Original data)	409.9	436.9	433.2

Participation Rate (%)			
	Nov-15	Oct-16	Nov-16
WA	68.4	67.3	67.9
Australia	65.2	64.4	64.6

Unemployed Persons ('000)			
	Nov-15	Oct-16	Nov-16
WA	91.4	93.1	98.9
Australia	733.3	708.2	725.2

Unemployment Rate (%)			
	Nov-15	Oct-16	Nov-16
WA	6.4	6.5	6.9
Australia	5.8	5.6	5.7

National Youth Unemployment			
	Nov-15	Oct-16	Nov-16
Youth U/E rate 15-19 yrs (%)	17.4	17.0	17.9
Youth U/E 15-19 yrs ('000)	140.2	131.1	140.3
Youth U/E rate 15-24 yrs (%)	12.2	12.5	13.6
Youth U/E 15-24 yrs ('000)	258.7	260.4	284.2

TREND

Employed Persons ('000)			
	Nov-15	Oct-16	Nov-16
WA	1,350.0	1,332.4	1,332.7
Australia	11,862.0	11,946.2	11,949.3

WA Employed ('000)			
	Nov-15	Oct-16	Nov-16
Full time	938.6	898.2	898.6
Part time (Original data)	409.9	435.5	431.4

Participation Rate (%)			
	Nov-15	Oct-16	Nov-16
WA	68.6	67.3	67.4
Australia	65.1	64.5	64.5

Unemployed Persons ('000)			
	Nov-15	Oct-16	Nov-16
WA	89.1	93.2	95.0
Australia	745.3	714.6	714.0

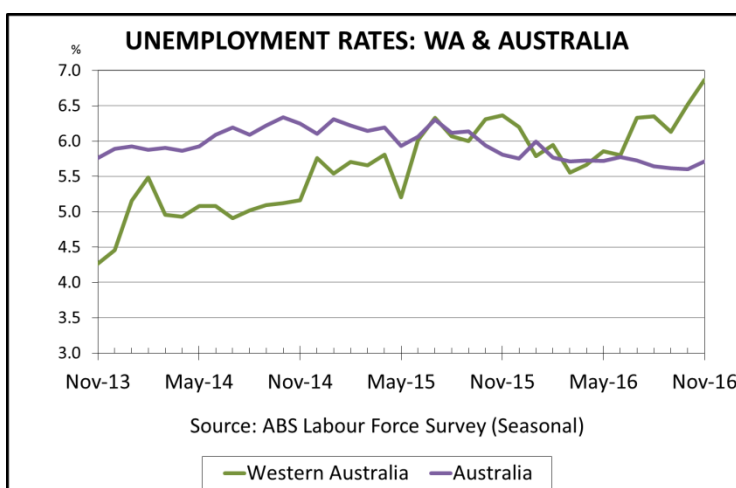
Unemployment Rate (%)			
	Nov-15	Oct-16	Nov-16
WA	6.2	6.5	6.7
Australia	5.9	5.6	5.6

National Youth Unemployment			
	Nov-15	Oct-16	Nov-16
Youth U/E rate 15-19 yrs (%)	17.6	17.4	17.4
Youth U/E 15-19 yrs ('000)	140.5	137.4	136.3
Youth U/E rate 15-24 yrs (%)	12.4	13.0	13.1
Youth U/E 15-24 yrs ('000)	261.7	273.1	273.0

¹ Seasonally adjusted data

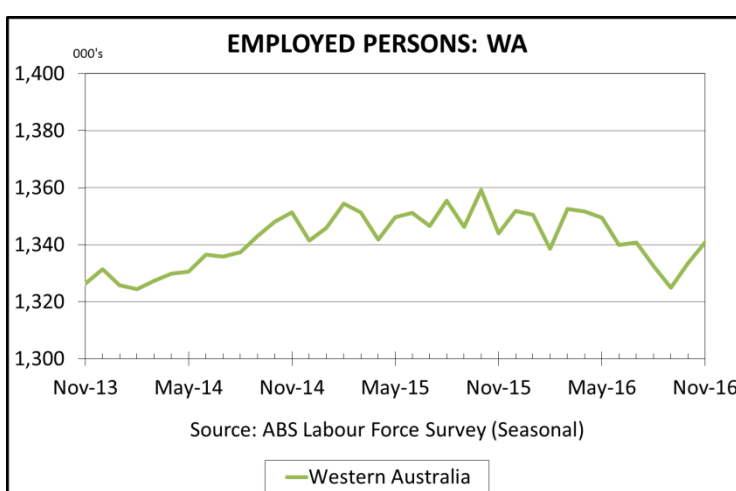
UNEMPLOYMENT RATE

- WA’s unemployment rate of 6.9% in November 2016 is 0.4 percentage points higher than the previous month, and is 0.5 percentage points higher than a year ago.
- WA’s unemployment rate is 1.2 percentage points above the national unemployment rate of 5.7%.



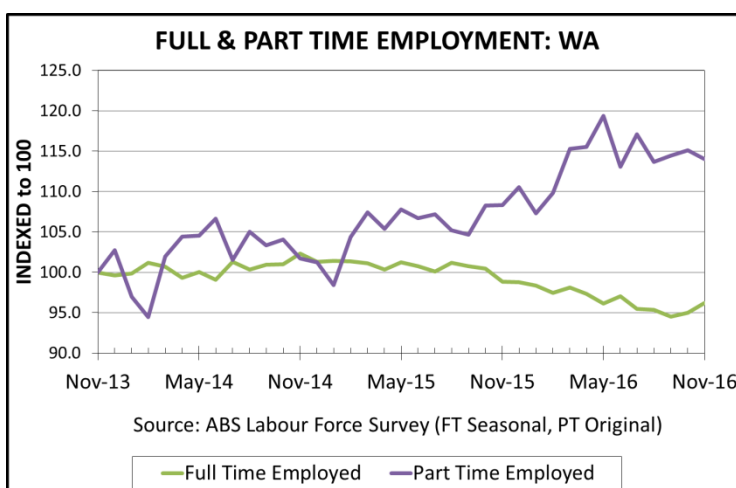
EMPLOYMENT

- The number of persons employed in WA increased by 7,400 from the previous month to stand at 1,340,900 persons in November 2016.
- The number of persons employed in WA in November 2016 was 0.2% (3,100 persons) lower than one year ago.
- The total number of males employed in WA increased by 2,800 from the previous month, while the total number of employed females in WA increased by 4,600 over the same period.



FULL TIME AND PART TIME EMPLOYMENT

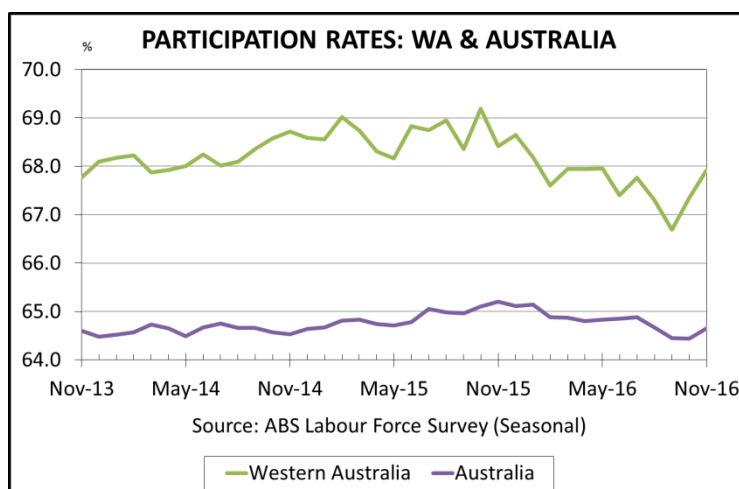
- The number of persons in full time employment in WA declined by 25,200 (or 2.7 %) over the year to stand at 907,700 in November 2016.
- Part time employment in WA increased by 21,500 persons over the year to stand at 431,400².
- In November 2016, the number of males employed full time in WA increased by 4,300 from the previous month. The number of females employed full time in WA increased by 6,800 over the same period.
- Full time employment nationally increased over the month by 39,300 persons, while part time employment decreased by 200 persons.



² Original Data

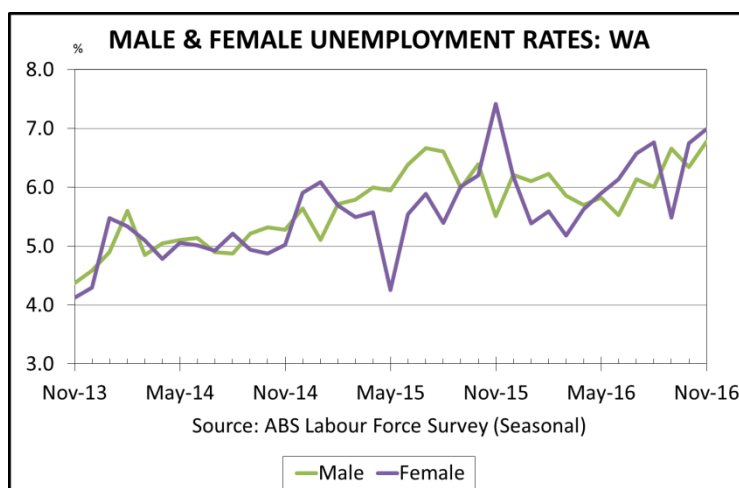
PARTICIPATION RATE

- The WA participation rate in November 2016 is 67.9%, an increase of 0.6 percentage points from the previous month.
- WA’s participation rate is currently 0.5 percentage points lower than that recorded one year ago.
- The male participation rate in Western Australia has decreased by 1.6 percentage points over the year, to 73.9 per cent in November 2016.



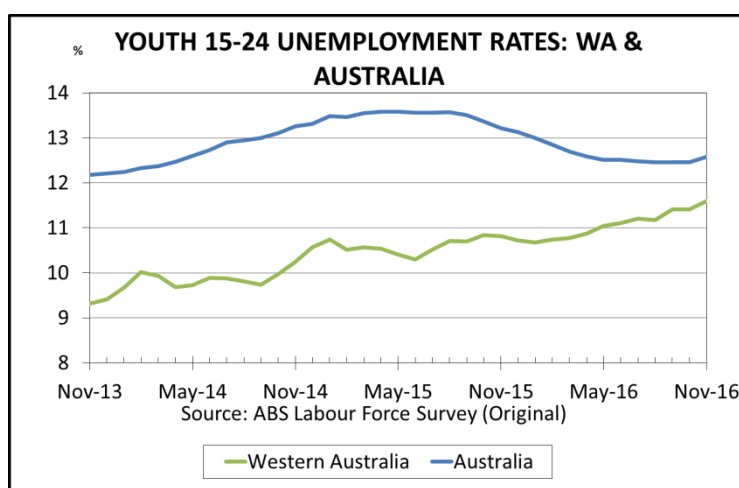
MALE AND FEMALE UNEMPLOYMENT

- The WA unemployment rate for males increased by 0.4 percentage points from the previous month to stand at 6.8%. This is the highest level recorded since September 2002.
- The WA unemployment rate for females increased by 0.2 percentage points from the previous month to stand at 7.0%. This compares to 7.4% one year ago.
- The WA unemployment rate for males is 1.2 percentage points higher than the national rate of 5.6%, while the WA unemployment rate for females is 1.6 percentage points higher than the national rate of 5.8%.



YOUTH UNEMPLOYMENT (15-24 YEAR OLDS)³

- WA’s youth unemployment rate increased from 11.4% in November 2016 to 11.6% in November 2016.⁴
- The WA participation rate for 15-24 year olds decreased by 0.28 percentage points from the previous month to sit at 69.77% in October 2016.⁵
- The number of youth employed in WA has remained stable over the last 12 months. In October 2016, there were 209,442 15-24 year olds employed in WA compared to 208,383 in October 2015.⁶



³ ABS Labour Force Survey estimates for youth unemployment are subject to high levels of sampling error and, as such, should be used with caution.

⁴ 12 Month average of Original data, ABS Cat: 6202.0, November 2016

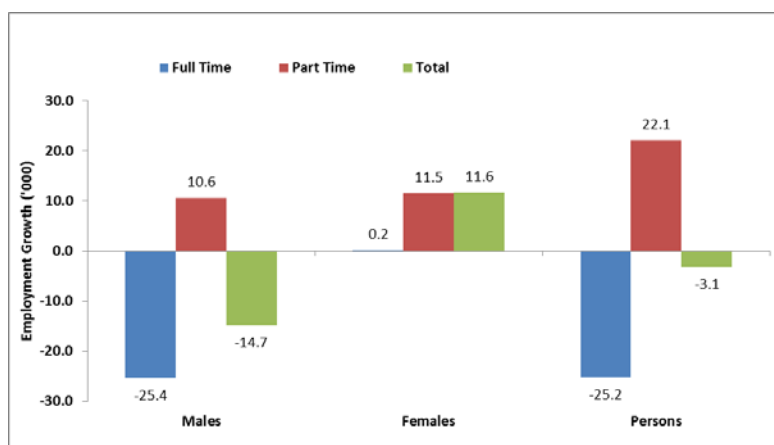
⁵ ABS 6291.0.55.001, 12 month moving average, October 2016

⁶ ABS 6291.0.55.001, 12 month moving average, October 2016

⁷ 12 Month average of Original data, ABS Cat: 6202.0, November 2016.

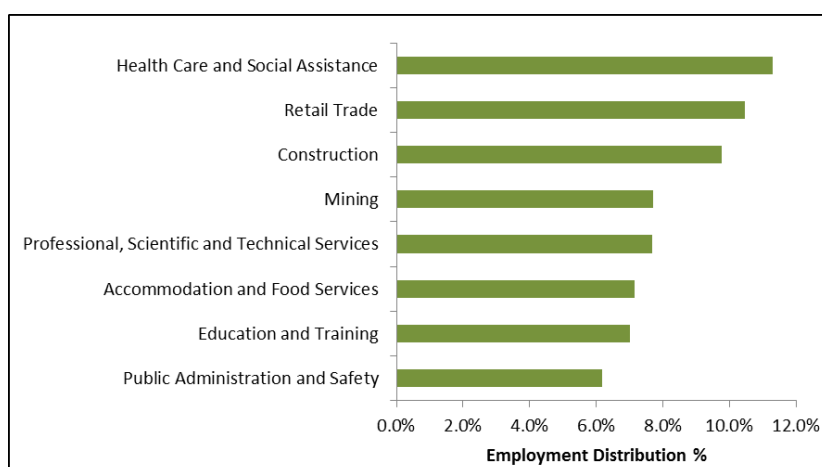
EMPLOYMENT GROWTH BY GENDER AND TYPE

- Over the year to November 2016, part time employment in WA increased by 22,100 persons.
 - Part time employment for females increased by 11,500 and by 10,600 for males.
- Over the same period, full time employment for males declined by 25,400 and full time employment for females declined by 200 persons.



EMPLOYMENT BY INDUSTRY⁸

- The three largest employing industries in WA are:
 - Health Care and Social Assistance (11.3%, ↓0.4 percentage points from May 2016).
 - Retail Trade (10.5% ↑ 0.3 percentage points from May 2016).
 - Construction (9.8%, ↓ 4.4 percentage points from May 2016).
- The Mining industry accounts for 7.7% of total employment in WA, ↓ 1.6 percentage points from May 2016.



⁸ Source: ABS Labour Force Survey, August 2016, Department of Employment trend.