



This publication provides summary data and commentary on the latest ABS Labour Force Cat: 6202.0 release for Western Australia. It also includes brief information on other selective WA labour market indicators. ¹

KEY POINTS²

- Labour market conditions in Western Australia have strengthened. The level of **employment** in Western Australia has increased by 24,300 (or 1.9 per cent) over the year, to 1,335,300 in January 2018.
 - Full-time employment** has increased by 11,800 (or 1.3 per cent) over the year, to stand at 892,100 in January 2018.
 - Part-time employment** has also risen over the period, by 12,400 (or 2.9 per cent), to a record high, of 443,200.
- The level of **unemployment** in WA has fallen by 7,700 (or 8.7 per cent) over the year, to 81,400 in January 2018.
- The State's **unemployment rate** has also decreased over the period, from 6.4 per cent in January 2017, to 5.7 per cent in January 2018.
- Despite the improvement in overall labour market conditions, the State's **youth unemployment rate** has increased by 1.5 percentage points over the year, to stand at 13.4 per cent in January 2018.

The following January 2018 ABS Labour Force Data were released 15/02/18.

| SEASONALLY ADJUSTED | | | | TREND | | | |
|---|----------|----------|----------|----------------------------------|----------|----------|----------|
| Employed Persons ('000) | | | | Employed Persons ('000) | | | |
| | Jan-17 | Dec-17 | Jan-18 | | Jan-17 | Dec-17 | Jan-18 |
| WA | 1,311.0 | 1,344.2 | 1,335.3 | WA | 1,303.4 | 1,337.6 | 1,339.1 |
| Australia | 12,050.2 | 12,437.5 | 12,453.5 | Australia | 12,051.7 | 12,423.6 | 12,446.6 |
| Employed ('000) by Employment Type | | | | WA Employed ('000) | | | |
| | Jan-17 | Dec-17 | Jan-18 | | Jan-17 | Dec-17 | Jan-18 |
| Full time | 880.3 | 907.8 | 892.1 | Full time | 885.7 | 901.3 | 899.2 |
| Part time (Original data) | 420.6 | 436.3 | 443.2 | Part time (Original data) | 420.6 | 435.6 | 430.5 |
| Participation Rate (%) | | | | Participation Rate (%) | | | |
| | Jan-17 | Dec-17 | Jan-18 | | Jan-17 | Dec-17 | Jan-18 |
| WA | 67.7 | 68.5 | 68.0 | WA | 67.3 | 68.4 | 68.4 |
| Australia | 64.6 | 65.7 | 65.6 | Australia | 64.7 | 65.5 | 65.6 |
| Unemployed Persons ('000) | | | | Unemployed Persons ('000) | | | |
| | Jan-17 | Dec-17 | Jan-18 | | Jan-17 | Dec-17 | Jan-18 |
| WA | 89.2 | 81.8 | 81.4 | WA | 89.0 | 85.6 | 85.5 |
| Australia | 724.2 | 731.7 | 723.8 | Australia | 738.2 | 717.6 | 720.2 |
| Unemployment Rate (%) | | | | Unemployment Rate (%) | | | |
| | Jan-17 | Dec-17 | Jan-18 | | Jan-17 | Dec-17 | Jan-18 |
| WA | 6.4 | 5.7 | 5.7 | WA | 6.4 | 6.0 | 6.0 |
| Australia | 5.7 | 5.6 | 5.5 | Australia | 5.8 | 5.5 | 5.5 |
| Youth Unemployment (15-24yrs, %) | | | | | | | |
| | Jan-17 | Dec-17 | Jan-18 | | Jan-17 | Dec-17 | Jan-18 |
| WA* | 11.9 | 13.6 | 13.4 | | | | |
| Australia^ | 12.6 | 12.6 | 12.6 | | | | |

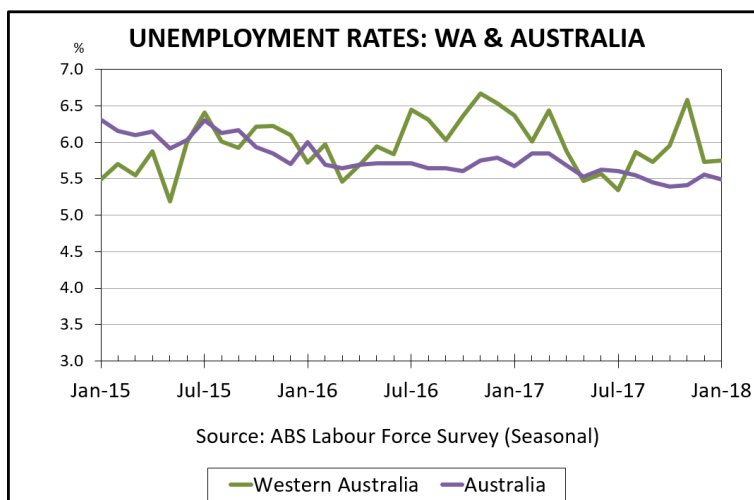
* 12 month moving average of original data
^ Trend data

¹ The Labour Force Survey has been re-benchmarked to reflect both the size and compositional changes to the Australian population evident from the latest 2016 Census

² Seasonally adjusted data

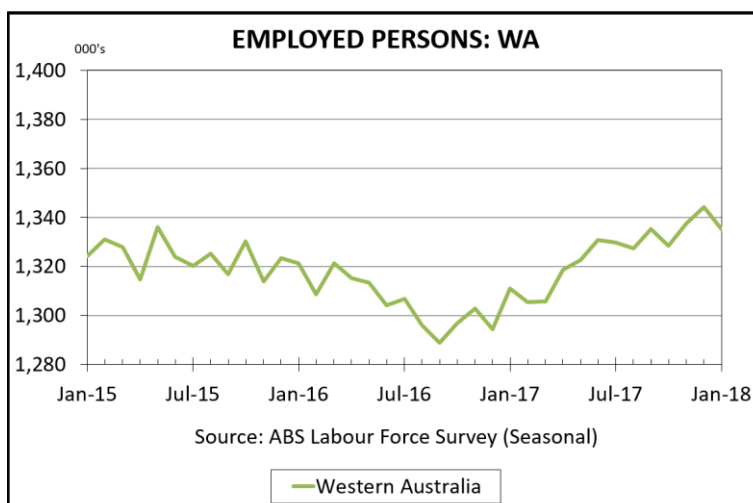
UNEMPLOYMENT RATE

- The level of unemployment has fallen by 7,700 persons (8.7 per cent) over the year.
- The State’s unemployment rate has also decreased over the year, from 6.4 per cent in January 2017, to 5.7 per cent in January 2018.
- The National unemployment rate sits at 5.5per cent, having fallen 0.1 percentage points over the month.



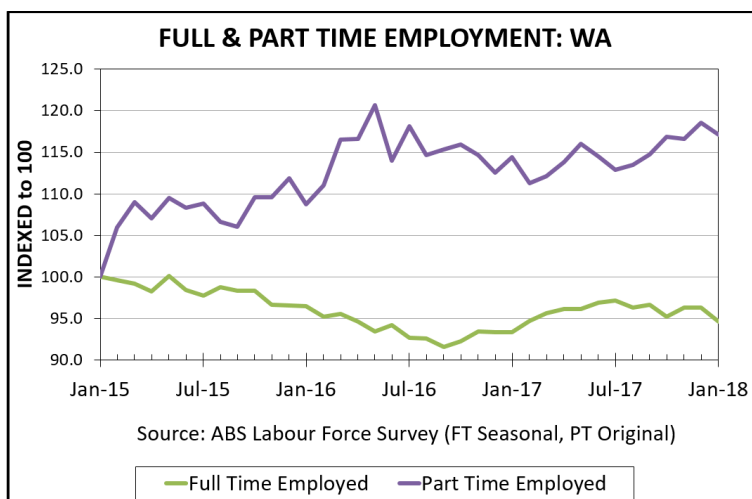
EMPLOYMENT

- Employment has increased by 24,300 (or 1.9 per cent) over the year to 1,335,300 in January 2018.
- The total number of males employed has increased by 3,100 (or 0.43 per cent). Female employment increased by 21,200 (or 3.5 per cent).
- While total employment has increased over the year, over the month it has fallen by 8,900.



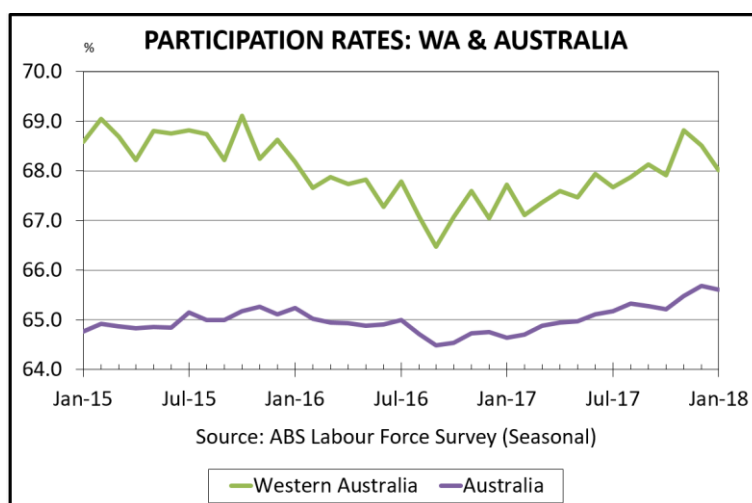
FULL TIME AND PART TIME EMPLOYMENT

- Over the year full-time employment increased by 11,800 (or 1.3 per cent).
- Part-time employment has risen by 12,400 (or 2.9 per cent) over the year to a record high of 443,200.³
- Full-time employment rose marginally (by 0.03 per cent) while female full-time employment rose by 3.9 per cent.



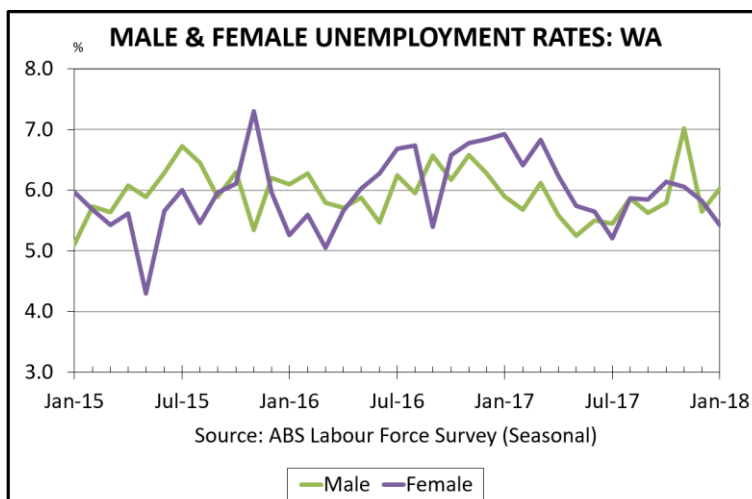
PARTICIPATION RATE

- Over the year the participation rate in Western Australia increased 0.3 per cent, to 68.0 per cent in January 2018. This is well above the national rate of 65.6 per cent.
- The male participation rate declined marginally over the year, to 73.4 per cent in January 2018.
- The female participation rate rose over the year by 0.7 percentage points, to 62.7 per cent in January 2018.
- Nationally, the male participation rate sits at 70.9 per cent while the female participation rate sits at 60.5 per cent.



MALE AND FEMALE UNEMPLOYMENT

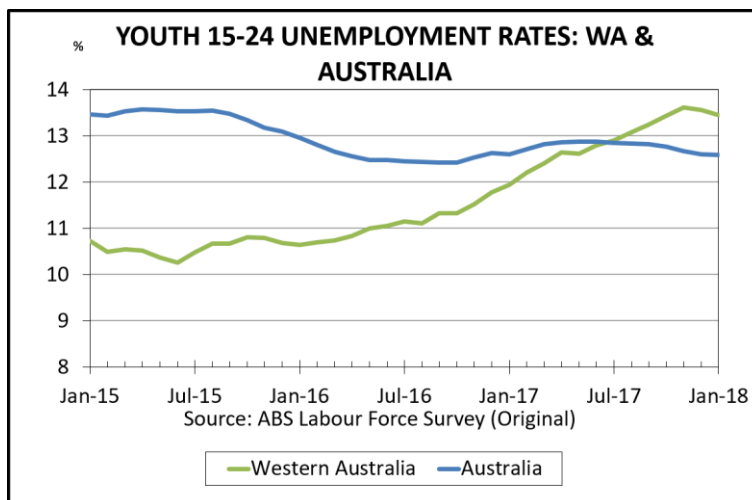
- Over the year the male unemployment rate increased by 0.1 percentage point, to 6.0 per cent in January 2018.
- The female unemployment rate has declined by 1.5 per cent to 5.4 per cent in January 2018.
- Nationally, male and female unemployment sits at 5.4 and 5.6 per cent respectively.



³ Original data.

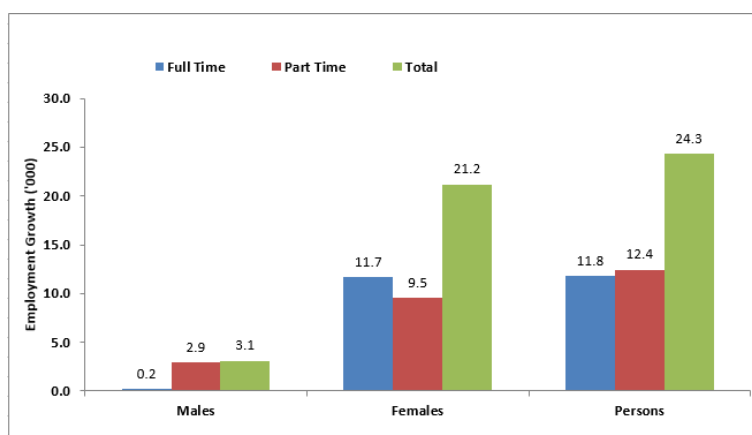
YOUTH UNEMPLOYMENT (15-24 YEAR OLDS)⁴

- The State’s youth unemployment rate has increased by 1.5 per cent over the year, to stand at 13.5 per cent in January 2018.
- This is the highest rate of youth unemployment since March 2002.



EMPLOYMENT GROWTH BY GENDER AND TYPE

- Overall employment in the state has increased by 24,300 (or 1.9 per cent) over the year. This increase has been driven by an increase in female employment.
 - Full-time employment has grown by 11,800, while part-time employment has increased by 12,400.
 - Female employment has driven the overwhelming majority of full-time and part-time employment growth in Western Australia over the year to January 2018.



⁴ 12 Month moving average of original data. ABS Labour Force Survey estimates for youth unemployment are subject to high levels of sampling error and, as such, should be used with caution.