

This publication provides summary data and commentary on the latest ABS Labour Force Cat: 6202.0 release for Western Australia. It also includes brief information on other selective WA labour market indicators. ¹

KEY POINTS²

- Labour market conditions in Western Australia have strengthened. The level of **employment** in Western Australia has increased by 28,300 (or 2.2 per cent) over the year, to 1,334,100 in February 2018.
 - Full-time employment** has increased modestly, by 7,800 (or 0.9 per cent) over the year, to stand at 900,300 in February 2018.
 - Part-time employment** has risen strongly over the period, by 20,500 (or 5.0 per cent), to 433,800.
- The level of **unemployment** in Western Australia has risen by 2,000 (or 2.4 per cent) over the year, to 85,200 in February 2018.
- The State's **unemployment rate** has remained steady over the period, at 6.0 per cent in February 2018.
- The **participation rate** in Western Australia has increased from 67.1 per cent in February 2017, to 68.0 per cent in February 2018, well above the national rate, of 65.7 per cent.
- Despite the improvement in overall labour market conditions, the State's **youth unemployment rate** has increased by 1.3 percentage points over the year, to stand at 13.5 per cent in February 2018.

The following February 2018 ABS Labour Force Data were released 22/03/18.

SEASONALLY ADJUSTED				TREND			
Employed Persons ('000)				Employed Persons ('000)			
	Feb-17	Jan-18	Feb-18		Feb-17	Jan-18	Feb-18
WA	1,305.8	1,335.3	1,334.1	WA	1,307.3	1,337.8	1,338.0
Australia	12,059.8	12,463.0	12,480.5	Australia	12,080.9	12,461.1	12,480.5
Employed ('000) by Employment Type				WA Employed ('000)			
	Feb-17	Jan-18	Feb-18		Feb-17	Jan-18	Feb-18
Full time	892.6	892.0	900.3	Full time	891.9	900.1	898.7
Part time (Original data)	408.8	443.3	433.8	Part time (Original data)	408.8	430.8	428.9
Participation Rate (%)				Participation Rate (%)			
	Feb-17	Jan-18	Feb-18		Feb-17	Jan-18	Feb-18
WA	67.1	68.0	68.0	WA	67.4	68.3	68.2
Australia	64.7	65.6	65.7	Australia	64.8	65.6	65.7
Unemployed Persons ('000)				Unemployed Persons ('000)			
	Feb-17	Jan-18	Feb-18		Feb-17	Jan-18	Feb-18
WA	83.2	81.8	85.2	WA	87.3	85.5	84.8
Australia	748.1	725.2	734.1	Australia	739.6	725.1	729.5
Unemployment Rate (%)				Unemployment Rate (%)			
	Feb-17	Jan-18	Feb-18		Feb-17	Jan-18	Feb-18
WA	6.0	5.8	6.0	WA	6.3	6.0	6.0
Australia	5.8	5.5	5.6	Australia	5.8	5.5	5.5
Youth Unemployment (15-24yrs, %)							
	Feb-17	Jan-18	Feb-18		Feb-17	Jan-18	Feb-18
WA*	12.2	13.5	13.5				
Australia^	12.7	12.6	12.6				

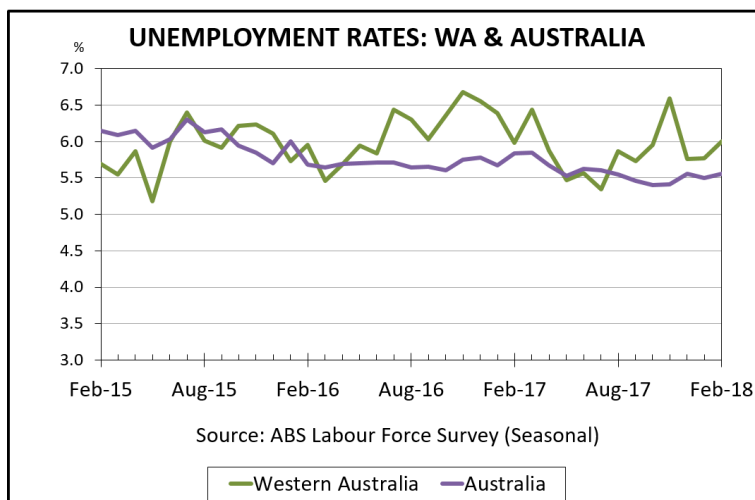
* 12 month moving average of original data
^ Trend data

¹ The Labour Force Survey has been re-benchmarked to reflect both the size and compositional changes to the Australian population evident from the 2016 Census

² Seasonally adjusted data

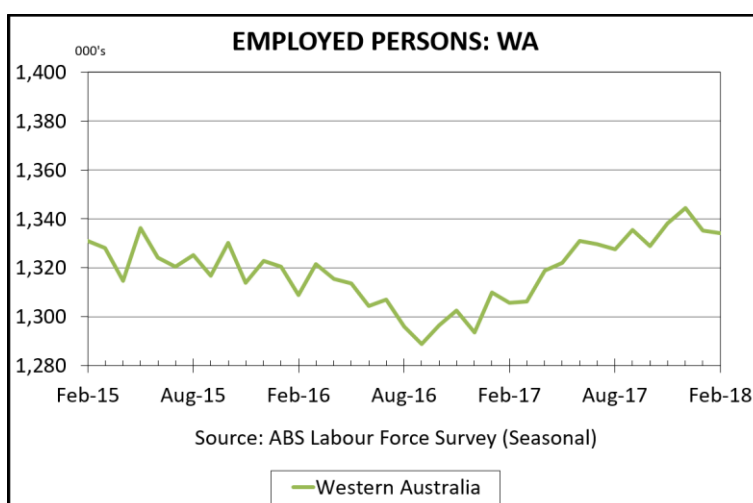
UNEMPLOYMENT RATE

- The level of unemployment in Western Australia has risen by 2,000 (or 2.4 per cent) over the year, to 85,200 in February 2018.
- The unemployment rate has remained steady over the period, at 6.0 per cent.
- The National unemployment rate sits at 5.6 per cent, having fallen from 5.8 per cent over the year.



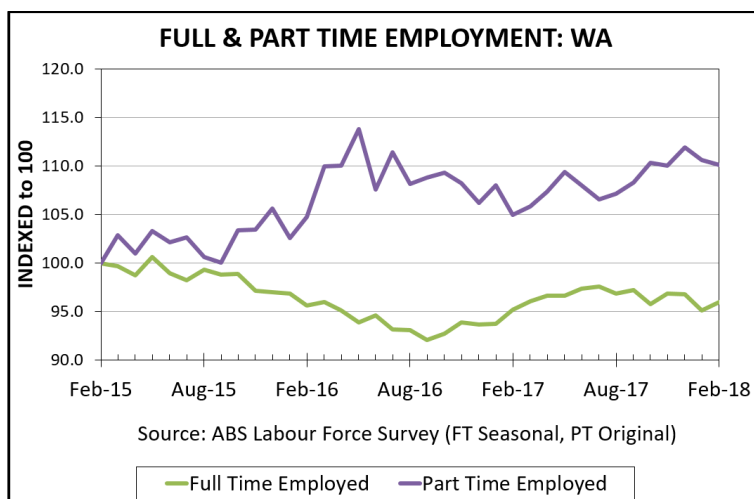
EMPLOYMENT

- Employment has increased by 28,300 (or 2.2 per cent) over the year, to 1,334,100.
- The total number of males employed has increased by 2,900 (or 0.41 per cent). Female employment increased by 25,300 (or 4.3 per cent).
- While total employment has increased over the year, over the month it fell by 1,300.



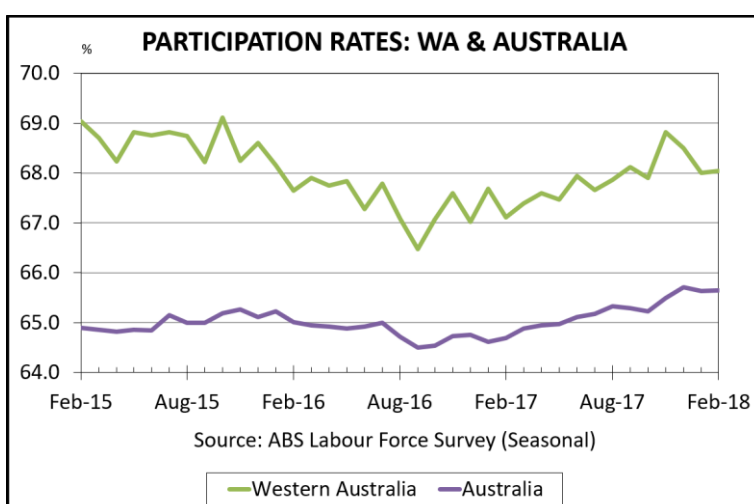
FULL TIME AND PART TIME EMPLOYMENT

- Over the year full-time employment has increased modestly, by 7,800 (or 0.9 per cent) over the year, to stand at 900,300.
- Part-time employment has risen by 20,500 (or 5.0 per cent) to 433,800.³
- Male full-time employment fell by 0.5 per cent, while female full-time employment rose by 3.5 per cent.



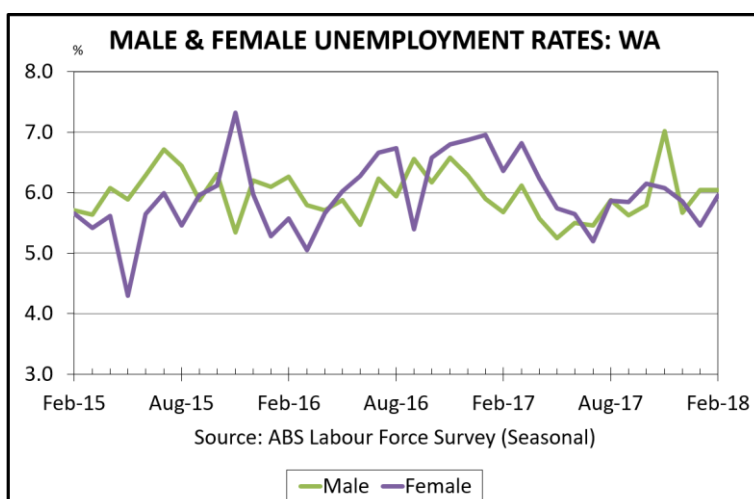
PARTICIPATION RATE

- The participation rate has increased from 67.1 per cent in February 2017, to 68.0 per cent in February 2018, well above the national rate, of 65.7 per cent.
- The male participation rate has increased slightly over the year, by 0.1 per cent, to 73.8 per cent.
- The female participation rate has also risen over the period, by 1.8 percentage points, to 62.4 per cent.
- Nationally, the male participation rate sits at 71.0 per cent while the female participation rate sits at 60.6 per cent.



MALE AND FEMALE UNEMPLOYMENT

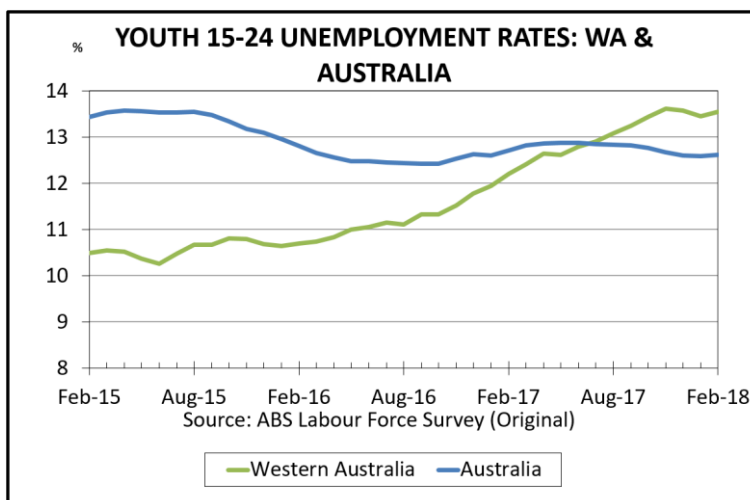
- Over the year the male unemployment rate has risen to 6.0 per cent.
- The female unemployment rate also sits at 6.0 per cent, having fallen from 6.4 per cent in February 2017.
- Nationally, male and female unemployment sits at 5.5 and 5.6 per cent respectively.



³ Original data.

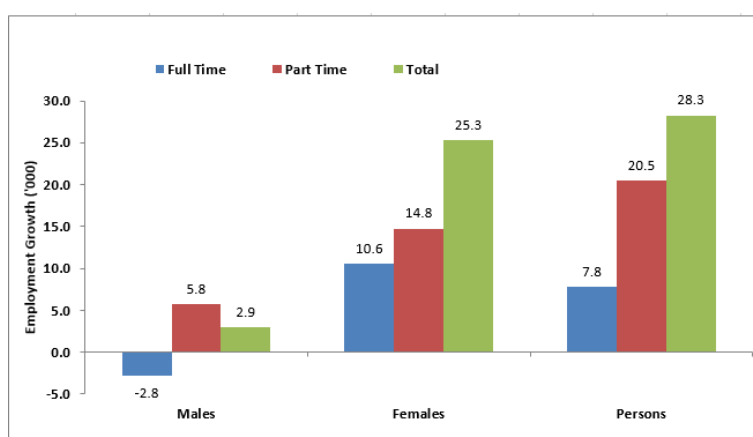
YOUTH UNEMPLOYMENT (15-24 YEAR OLDS)⁴

- The State’s youth unemployment rate increased by 1.3 percentage points over the year, to stand at 13.5 per cent in February 2018.
- This is the highest rate of youth unemployment since March 2002.
- Nationally, youth unemployment sits at 12.6 per cent.



EMPLOYMENT GROWTH BY GENDER AND TYPE

- Overall employment in the state has increased by 28,300 (or 2.2 per cent) over the year.
 - Full-time employment has grown by 7,800 while part-time employment has increased by 20,500.
 - Employment growth in the state is overwhelmingly the result of growth in female full-time and part-time employment.



⁴ 12 Month moving average of original data. ABS Labour Force Survey estimates for youth unemployment are subject to high levels of sampling error and, as such, should be used with caution.