



This publication provides summary data and commentary on the latest ABS Labour Force Cat: 6202.0 release for Western Australia. It also includes brief information on other selective WA labour market indicators. ¹

KEY POINTS²

- Labour market conditions in Western Australia have been mixed. The level of **employment** in Western Australia has increased by 28,900 (or 2.2 per cent) over the year, to 1,335,200 in March 2018.
- The level of **unemployment** in Western Australia has risen by 10,300 (or 11.8 per cent) over the year, to 98,300 in March 2018.
- The State's **unemployment rate** has increased by 0.5 per cent over the period, to 6.9 per cent in March 2018, the highest rate recorded since January 2002.
- The **participation rate** in Western Australia has increased from 67.3 per cent in March 2017, to 68.7 per cent in March 2018.
- The **youth unemployment rate** has increased by 1.3 per cent over the year, to stand at 13.7 per cent.

The following March 2018 ABS Labour Force Data were released 19/04/18.

SEASONALLY ADJUSTED				TREND			
Employed Persons ('000)				Employed Persons ('000)			
	Mar-17	Feb-18	Mar-18		Mar-17	Feb-18	Mar-18
WA	1,306.2	1,334.4	1,335.2	WA	1,311.2	1,337.6	1,336.8
Australia	12,117.1	12,479.2	12,484.1	Australia	12,109.7	12,471.8	12,485.8
Employed ('000) by Employment Type				WA Employed ('000)			
	Mar-17	Feb-18	Mar-18		Mar-17	Feb-18	Mar-18
Full time	902.4	899.6	891.2	Full time	898.8	898.1	896.2
Part time (Original data)	412.1	434.8	443.9	Part time (Original data)	412.1	428.9	452.2
Participation Rate (%)				Participation Rate (%)			
	Mar-17	Feb-18	Mar-18		Mar-17	Feb-18	Mar-18
WA	67.3	68.1	68.7	WA	67.4	68.3	68.4
Australia	64.9	65.6	65.5	Australia	64.8	65.6	65.7
Unemployed Persons ('000)				Unemployed Persons ('000)			
	Mar-17	Feb-18	Mar-18		Mar-17	Feb-18	Mar-18
WA	88.0	86.2	98.3	WA	84.2	88.3	91.0
Australia	753.3	732.6	730.2	Australia	741.6	731.5	735.0
Unemployment Rate (%)				Unemployment Rate (%)			
	Mar-17	Feb-18	Mar-18		Mar-17	Feb-18	Mar-18
WA	6.3	6.1	6.9	WA	6.0	6.2	6.4
Australia	5.9	5.5	5.5	Australia	5.8	5.5	5.6
Youth Unemployment (15-24yrs, %)							
	Mar-17	Feb-18	Mar-18		Mar-17	Feb-18	Mar-18
WA*	12.4	13.5	13.7				
Australia^	12.8	12.6	12.5				

* 12 month moving average of original data

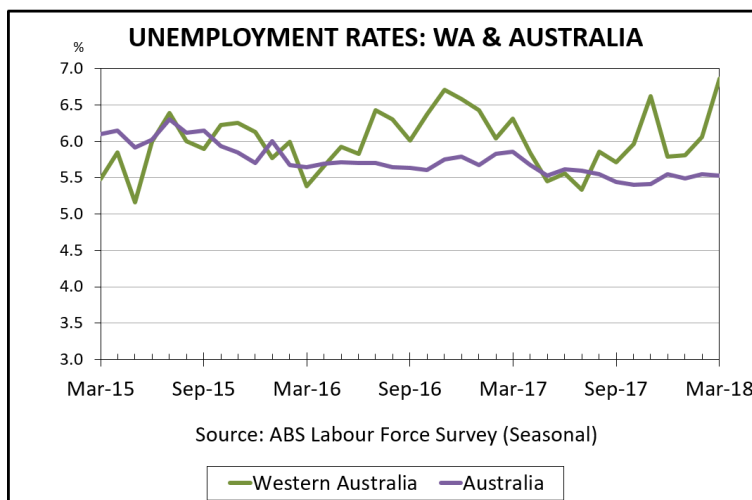
^ Trend data

¹ The Labour Force Survey has been re-benchmarked to reflect both the size and compositional changes to the Australian population evident from the 2016 Census

² Seasonally adjusted data

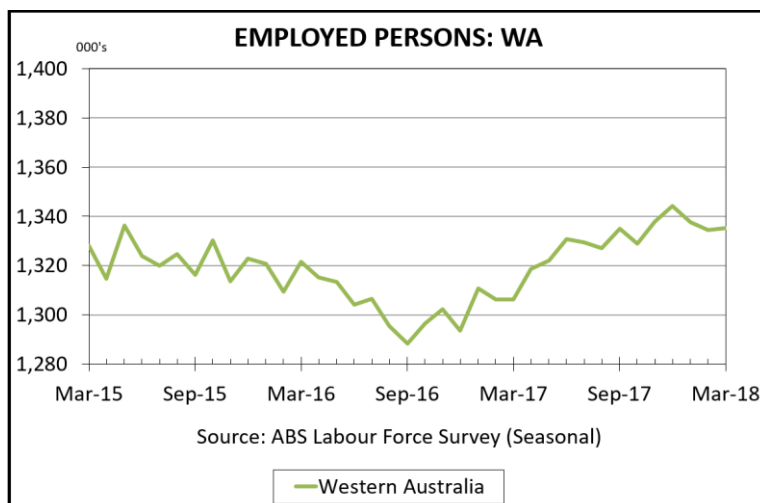
UNEMPLOYMENT RATE

- The level of unemployment in WA has risen by 10,300 (or 11.8 per cent) over the year, to 98,300 in March 2018.
- The WA unemployment rate has increased from 6.3 per cent to 6.9 per cent over the year to March 2018.
- The rate for March 2018 is the highest rate recorded since January 2002.
- Nationally the unemployment rate fell from 5.9 per cent to 5.5 per cent over the year to March 2018.



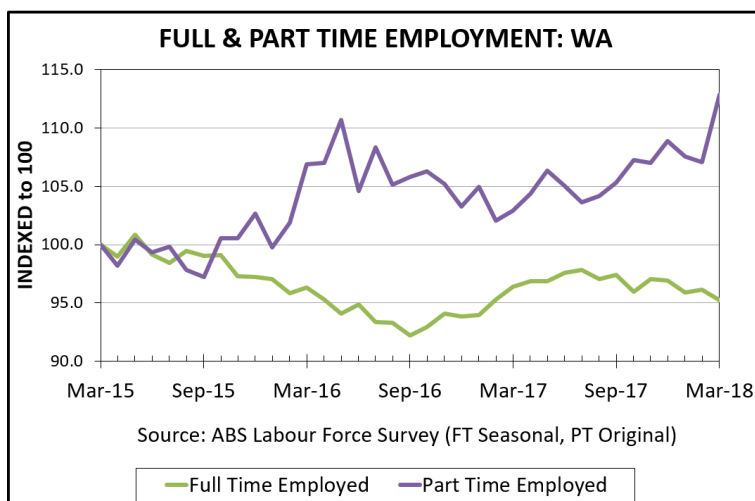
EMPLOYMENT

- Over the year, the level of employment has increased by 28,900 (or 2.2 per cent) to 1,335,200.
- Female employment increased by 29,100 (or 5.0 per cent) while the number of males employed fell by around 100 persons.
- The increase in female employment was driven by growth in the level of part-time employment.



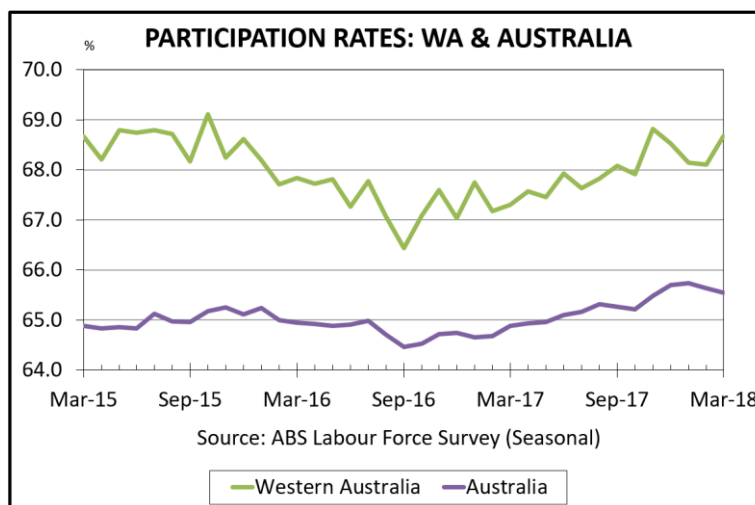
FULL TIME AND PART TIME EMPLOYMENT

- Over the year the number of persons in full-time employment declined by 11,100 (or 1.2 per cent) to stand at 891,200.
- By contrast, part-time employment increased over the period, by 40,100 (or 9.9 per cent), to 443,900.³
- Over the month, the number of males employed full-time in WA fell by 2,200. The number of females employed full-time fell by 6,200 over the same period.



PARTICIPATION RATE

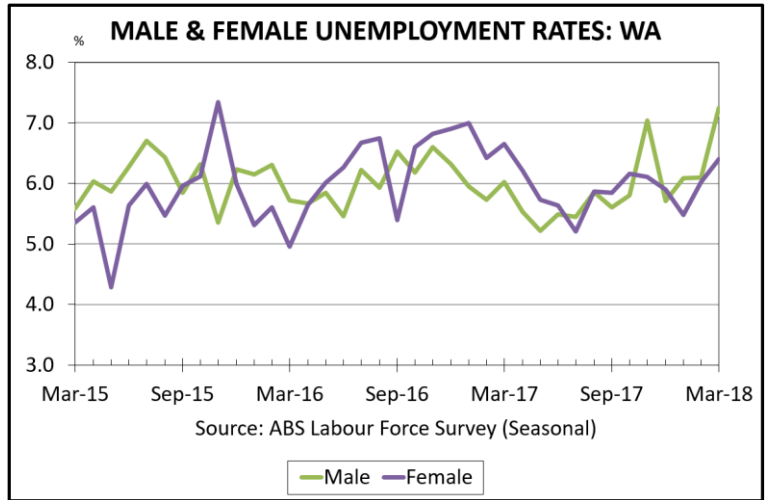
- Over the month, the WA participation rate rose by 0.6 per cent.
- Over the year to March 2018, the participation rate in WA rose from 67.3 per cent to 68.7 per cent.
- Over the year, the male participation rate rose to 74.6 per cent, while the female participation rate rose to 62.7 per cent.
- Nationally, the participation rate is 65.5 per cent. The male participation rate is 70.8 per cent, while the female participation rate is 60.5 per cent.



³ Original data.

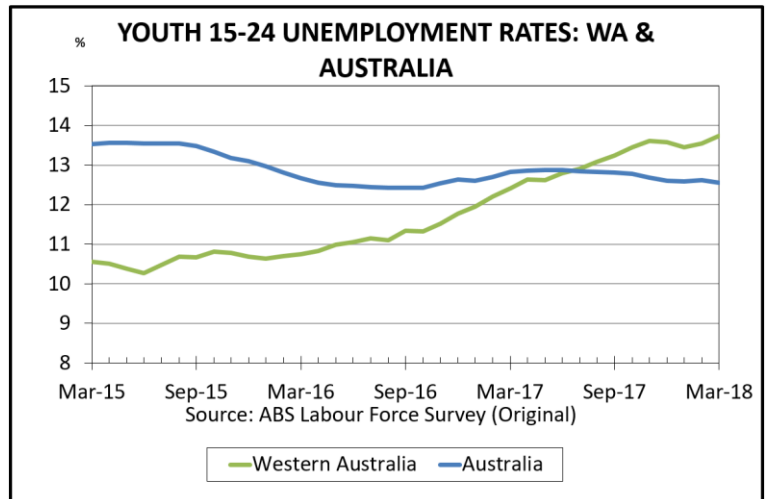
MALE AND FEMALE UNEMPLOYMENT

- Over the month, the male unemployment rate in WA rose by 1.1 per cent. The female unemployment rate rose by 0.4 per cent.
- Over the year, the male unemployment rate increased by 1.2 per cent to 7.2 per cent in March 2018. This is the highest rate recorded since May 2002.
- The female unemployment rate declined by 0.3 per cent over the year, to 6.4 per cent.
- Nationally, male and female unemployment sits at 5.5 and 5.6 per cent respectively.



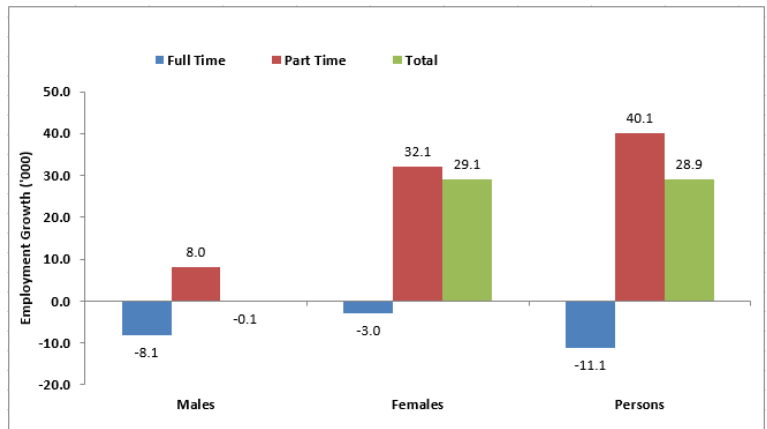
YOUTH UNEMPLOYMENT (15-24 YEAR OLDS)⁴

- The WA youth unemployment rate rose by 1.3 per cent over the year, to stand at 13.7 per cent in March 2018.
- This is the highest rate of youth unemployment since September 2001.
- Nationally, youth unemployment sits at 12.5 per cent.



EMPLOYMENT GROWTH BY GENDER AND TYPE

- Overall employment in WA has increased by 28,900 (or 2.2 per cent) over the year.
 - Full-time employment has declined by 11,100 while part-time employment has increased by 40,100.
 - Female part-time employment has driven employment growth in WA.



⁴ 12 Month moving average of original data. ABS Labour Force Survey estimates for youth unemployment are subject to high levels of sampling error and, as such, should be used with caution.