



This publication provides summary data and commentary on the latest ABS Labour Force Cat: 6202.0 release for Western Australia. It also includes brief information on other selective WA labour market indicators. ¹

KEY POINTS²

- Labour market conditions in Western Australia have improved. The level of **employment** in Western Australia has increased by 26,900 (or 2.0 per cent) over the year, to 1,344,400 in April 2018.
- The level of **unemployment** in Western Australia has increased by 11,300 (or 13.8 per cent) over the year, to 93,300 in April 2018.
- The State's **unemployment rate** has also risen over the period, from 5.9 per cent in April 2017, to 6.5 per cent in April 2018.
- The **participation rate** in Western Australia has increased from 67.5 per cent in April 2017, to 68.8 per cent in April 2018.
- The State's **youth unemployment rate** increased by 1.3 percentage points over the year, to stand at 14.0 per cent in April 2018.

The following April 2018 ABS Labour Force Data were released 17/05/18.

| SEASONALLY ADJUSTED | | | |
|---|----------|----------|----------|
| Employed Persons ('000) | | | |
| | Apr-17 | Mar-18 | Apr-18 |
| WA | 1,317.5 | 1,336.1 | 1,344.4 |
| Australia | 12,168.8 | 12,478.4 | 12,501.0 |
| Employed ('000) by Employment Type | | | |
| | Apr-17 | Mar-18 | Apr-18 |
| Full time | 905.9 | 891.3 | 893.4 |
| Part time (Original data) | 418.1 | 444.8 | 451.0 |
| Participation Rate (%) | | | |
| | Apr-17 | Mar-18 | Apr-18 |
| WA | 67.5 | 68.7 | 68.8 |
| Australia | 65.0 | 65.5 | 65.6 |
| Unemployed Persons ('000) | | | |
| | Apr-17 | Mar-18 | Apr-18 |
| WA | 82.0 | 98.5 | 93.3 |
| Australia | 731.3 | 730.4 | 741.0 |
| Unemployment Rate (%) | | | |
| | Apr-17 | Mar-18 | Apr-18 |
| WA | 5.9 | 6.9 | 6.5 |
| Australia | 5.7 | 5.5 | 5.6 |
| Youth Unemployment (15-24yrs, %) | | | |
| | Apr-17 | Mar-18 | Apr-18 |
| WA* | 12.6 | 13.7 | 14.0 |
| Australia^ | 12.9 | 12.5 | 12.5 |

| TREND | | | |
|----------------------------------|----------|----------|----------|
| Employed Persons ('000) | | | |
| | Apr-17 | Mar-18 | Apr-18 |
| WA | 1,316.5 | 1,339.7 | 1,341.0 |
| Australia | 12,150.0 | 12,491.4 | 12,505.2 |
| WA Employed ('000) | | | |
| | Apr-17 | Mar-18 | Apr-18 |
| Full time | 904.5 | 895.2 | 894.5 |
| Part time (Original data) | 418.1 | 452.2 | 457.6 |
| Participation Rate (%) | | | |
| | Apr-17 | Mar-18 | Apr-18 |
| WA | 67.5 | 68.5 | 68.5 |
| Australia | 64.9 | 65.6 | 65.7 |
| Unemployed Persons ('000) | | | |
| | Apr-17 | Mar-18 | Apr-18 |
| WA | 81.6 | 90.2 | 92.4 |
| Australia | 738.1 | 731.9 | 733.3 |
| Unemployment Rate (%) | | | |
| | Apr-17 | Mar-18 | Apr-18 |
| WA | 5.8 | 6.3 | 6.4 |
| Australia | 5.7 | 5.5 | 5.5 |

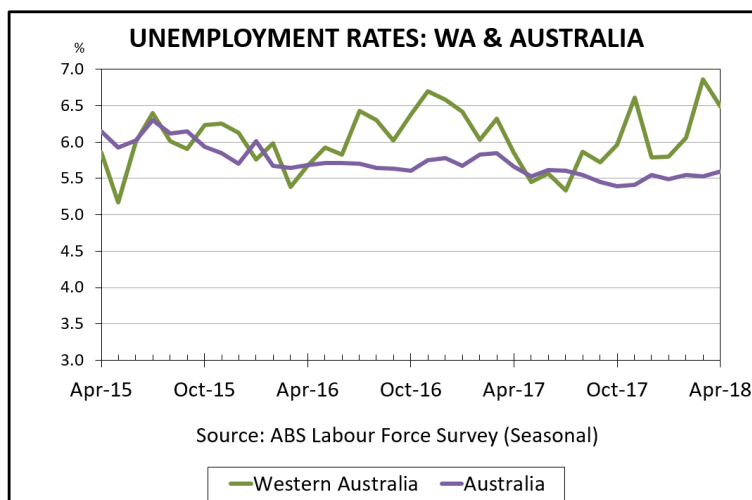
* 12 month moving average of original data
^ Trend data

¹ The Labour Force Survey has been re-benchmarked to reflect both the size and compositional changes to the Australian population evident from the 2016 Census

² Seasonally adjusted data

UNEMPLOYMENT RATE

- The level of unemployment in WA has increased by 11,300 (or 13.8 per cent) over the year, to 93,300 in April 2018.
- The WA unemployment rate has also risen over the period, from 5.9 per cent to 6.5 per cent in April 2018.
- Over the month the unemployment rate declined by 0.4 percentage points.
- Nationally the unemployment rate fell from 5.7 per cent to 5.6 per cent over the year to April 2018.



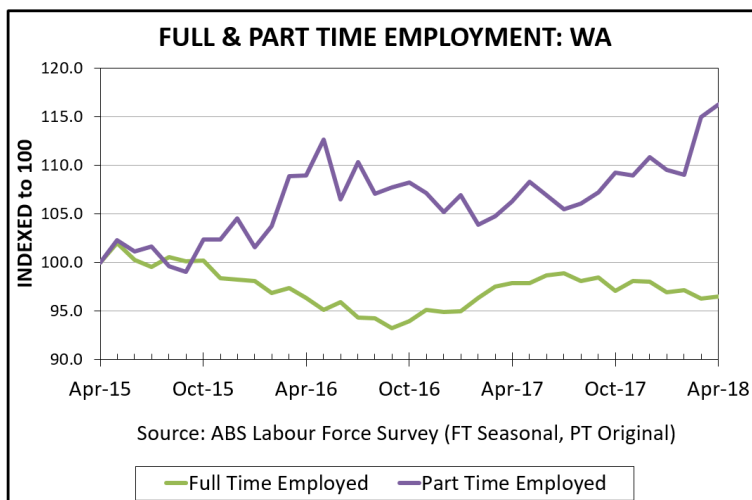
EMPLOYMENT

- The level of employment in Western Australia has increased by 26,900 (or 2.0 per cent) over the year, to 1,344,400 in April 2018.
- Female employment increased by 26,100 (or 4.4 per cent) while the number of males employed grew by around 800 persons (0.1 per cent).
- Over the year, part-time female employment has driven employment growth in WA.



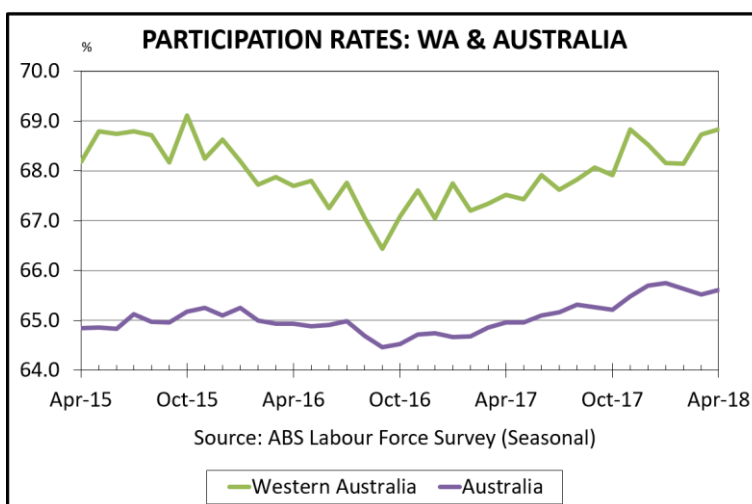
FULL TIME AND PART TIME EMPLOYMENT

- Over the year the number of persons in full-time employment declined by 12,600 (or 1.4 per cent) over the year, to stand at 893,400 in April 2018.
- By contrast, part-time employment has risen strongly over the period, by 39,400 (or 9.6 per cent), to a record high of 451,000.³
- Over the month, the number of males employed full-time in WA rose by 6,700. The number of females employed full-time fell by 4,600 over the same period.



PARTICIPATION RATE

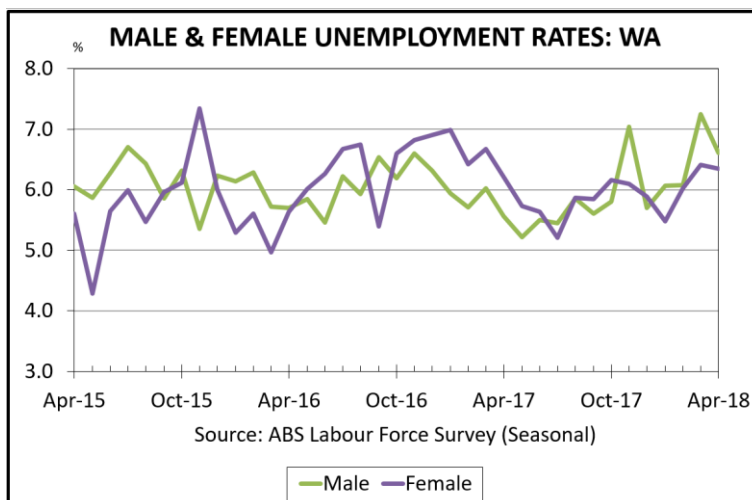
- Over the month, the WA participation rate rose by 0.1 per cent.
- Over the year, the participation rate increased by 1.3 percentage points to 68.8 per cent in April 2018.
- Over the year, the male participation rate rose by 0.4 percentage points to 74.5 per cent, while the female participation rate rose 2.2 percentage points to 63.2 per cent.
- Nationally, the participation rate is 65.6 per cent. The male participation rate is 70.9 per cent, while the female participation rate is 60.5 per cent.



³ Original data.

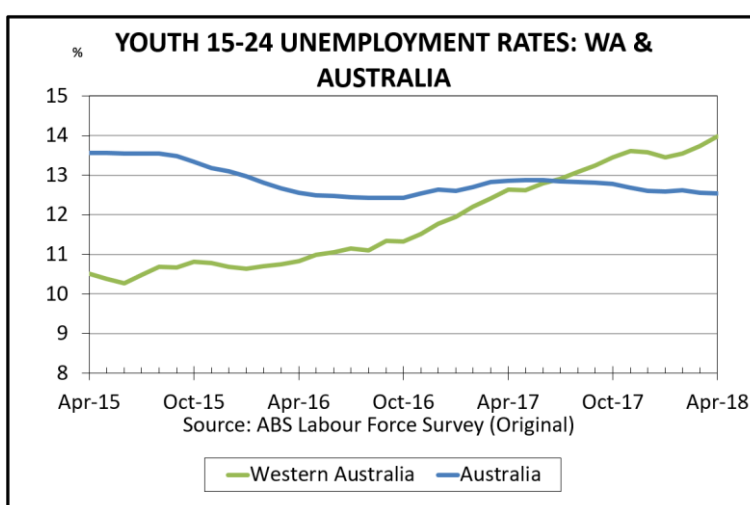
MALE AND FEMALE UNEMPLOYMENT

- Over the year, the male unemployment rate increased by 1.0 percentage point, to 6.6 per cent in April 2018.
- The female unemployment rate has also risen, from 6.2 per cent in April 2017, to 6.4 per cent in April 2018.
- Over the month, the male unemployment rate in WA declined by 0.6 per cent. The female unemployment rate declined by 0.1 per cent.
- Nationally male and female unemployment currently sits at 5.6 and 5.5 per cent respectively.



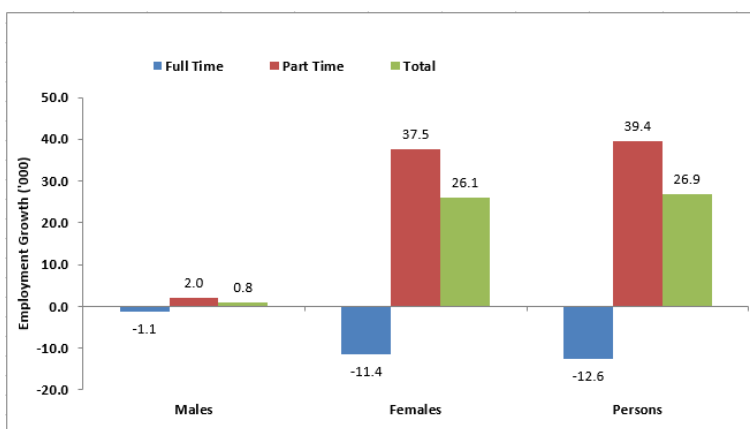
YOUTH UNEMPLOYMENT (15-24 YEAR OLDS)⁴

- The WA youth unemployment rate increased by 1.3 percentage points over the year, to stand at 14.0 per cent in April 2018.
- This is the highest rate of youth unemployment since August 1997.
- Nationally, youth unemployment sits at 12.5 per cent.



EMPLOYMENT GROWTH BY GENDER AND TYPE

- Overall employment in WA has increased by 26,900 (or 2.0 per cent) over the year.
 - Full-time employment has declined by 12,600 while part-time employment has increased by 39,400.
 - Female part-time employment has driven employment growth in WA.



⁴ 12 Month moving average of original data. ABS Labour Force Survey estimates for youth unemployment are subject to high levels of sampling error and, as such, should be used with caution.