



This publication provides summary data and commentary on the latest ABS Labour Force Cat: 6202.0 release for Western Australia. It also includes brief information on other selective WA labour market indicators. <sup>1</sup>

## KEY POINTS<sup>2</sup>

- Over the year to July 2018, the level of **employment** in Western Australia has increased by 11,800 (or 0.9 per cent) over the year, to 1,340,000.
- The level of **unemployment** in Western Australia has risen to 85,500, an increase of 9,500 (or 12.5 per cent).
- The **unemployment rate** has also risen over the period, from 5.4 per cent to 6.0 per cent.
- The **youth unemployment rate** increased over the year, reaching 14.6 per cent at July 2018 (an increase of 1.7 percentage points).
- The **participation rate** has risen from 67.7 per cent in July 2017, to 68.2 per cent in July 2018.

The following July 2018 ABS Labour Force Data were released 16/08/18.

SEASONALLY ADJUSTED				TREND			
<b>Employed Persons ('000)</b>				<b>Employed Persons ('000)</b>			
	Jul-17	Jun-18	Jul-18		Jul-17	Jun-18	Jul-18
WA	1,328.2	1,343.0	1,340.0	WA	1,329.0	1,341.8	1,344.2
Australia	12,274.9	12,579.1	12,575.2	Australia	12,282.4	12,554.7	12,581.6
<b>Employed ('000) by Employment Type</b>				<b>WA Employed ('000)</b>			
	Jul-17	Jun-18	Jul-18		Jul-17	Jun-18	Jul-18
Full time	911.9	900.4	913.1	Full time	910.3	907.2	910.6
Part time (Original data)	414.7	442.6	426.9	Part time (Original data)	414.7	446.4	424.7
<b>Participation Rate (%)</b>				<b>Participation Rate (%)</b>			
	Jul-17	Jun-18	Jul-18		Jul-17	Jun-18	Jul-18
WA	67.7	68.5	68.2	WA	67.9	68.5	68.5
Australia	65.2	65.7	65.5	Australia	65.2	65.5	65.5
<b>Unemployed Persons ('000)</b>				<b>Unemployed Persons ('000)</b>			
	Jul-17	Jun-18	Jul-18		Jul-17	Jun-18	Jul-18
WA	76.0	87.0	85.5	WA	79.1	88.8	87.9
Australia	730.9	711.7	706.0	Australia	725.7	714.4	713.0
<b>Unemployment Rate (%)</b>				<b>Unemployment Rate (%)</b>			
	Jul-17	Jun-18	Jul-18		Jul-17	Jun-18	Jul-18
WA	5.4	6.1	6.0	WA	5.6	6.2	6.1
Australia	5.6	5.4	5.3	Australia	5.6	5.4	5.4
<b>Youth Unemployment (15-24yrs, %)</b>							
	Jul-17	Jun-18	Jul-18		Jul-17	Jun-18	Jul-18
WA*	12.9	14.5	14.6				
Australia^	12.8	12.3	12.2				

\* 12 month moving average of original data

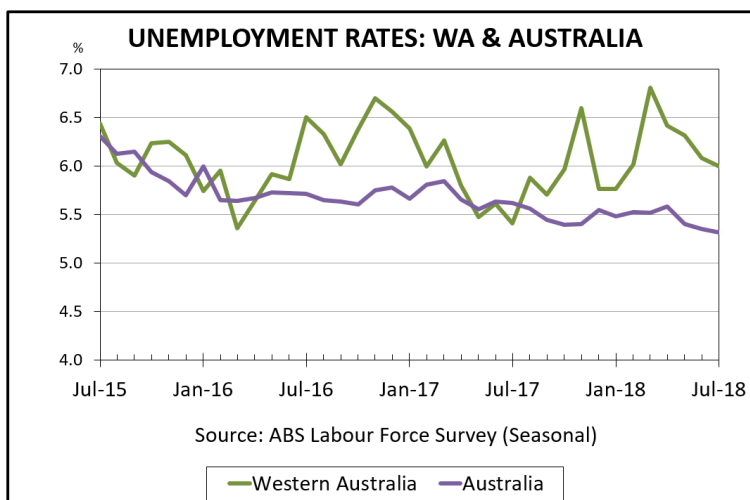
^ Trend data

<sup>1</sup> The Labour Force Survey has been re-benchmarked to reflect both the size and compositional changes to the Australian population evident from the 2016 Census

<sup>2</sup> Seasonally adjusted data

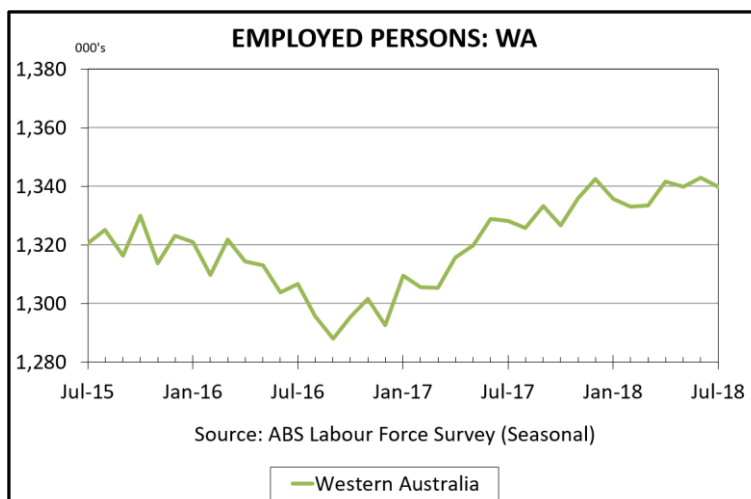
**UNEMPLOYMENT RATE**

- The level of unemployment in WA rose by 9,500 (or 12.3 per cent) over the year, to sit at 85,500 persons.
- The unemployment rate has also risen over the period, from 5.4 per cent to 6.0 per cent.
- Over the month the unemployment rate declined by 0.1 percentage points.
- Nationally, the unemployment rate fell from 5.6 per cent to 5.3 per cent over the year.



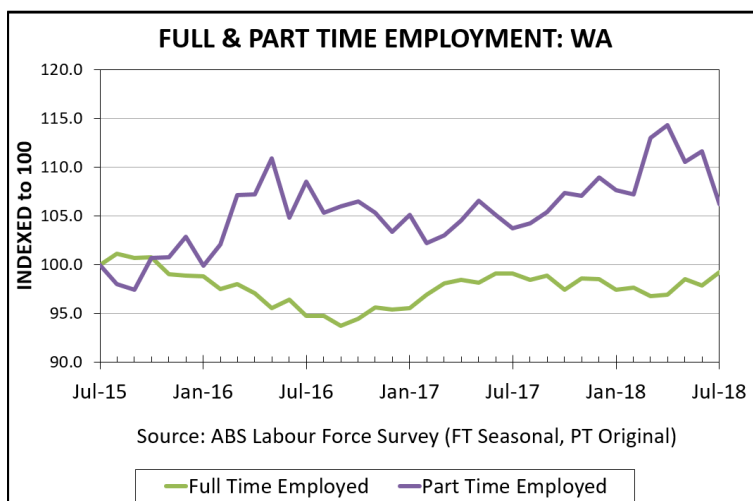
**EMPLOYMENT**

- The level of employment in WA has increased by 11,800 (or 0.9 per cent) over the year, to 1,340,000 in July 2018.
- Female employment increased by 8,000 (or 1.3 per cent) while the number of males employed grew by around 3,800 persons (0.5 per cent).
- Over the year, employment growth has been driven by female part-time employment.



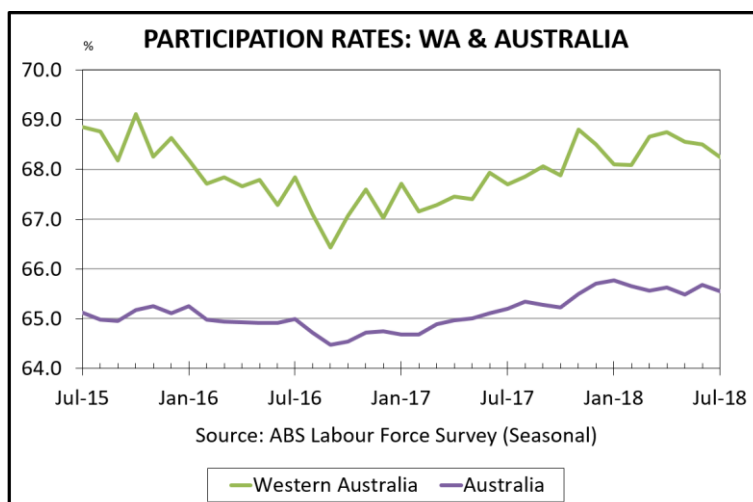
**FULL TIME AND PART TIME EMPLOYMENT**

- Over the year, the number of persons in full-time employment rose by 1,200 (or 0.13 per cent) to stand at 913,100.
- Part-time employment rose to 426,900, an increase of 12,200 (or 2.9 per cent).<sup>3</sup>
- Over the year, the number of males in full-time employment rose by 5,300, while female full-time employment fell by 4,000 over the same period.



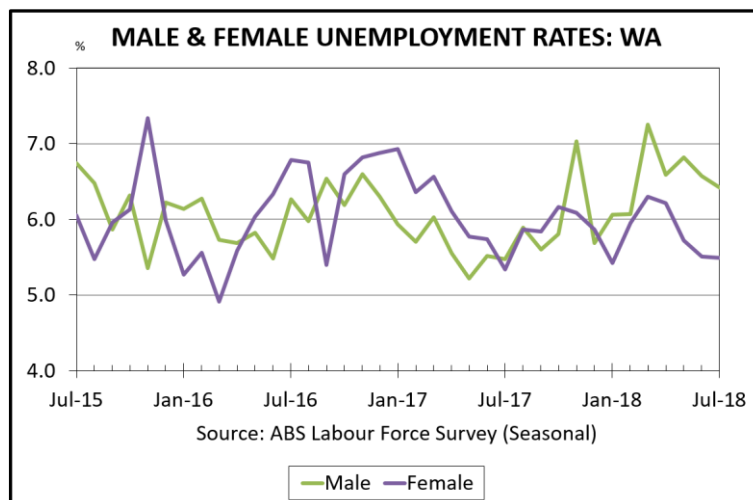
**PARTICIPATION RATE**

- Over the year the participation rate increased by 0.5 percentage points to 68.2 per cent.
- The male participation rate rose by 0.8 percentage points to 74.9 per cent. The female participation rate also increased, rising by 0.4 percentage points to 61.7 per cent.
- Nationally, the participation rate is 65.5 per cent. The male participation rate is 70.9 per cent, while the female participation rate is 60.4 per cent.



**MALE AND FEMALE UNEMPLOYMENT**

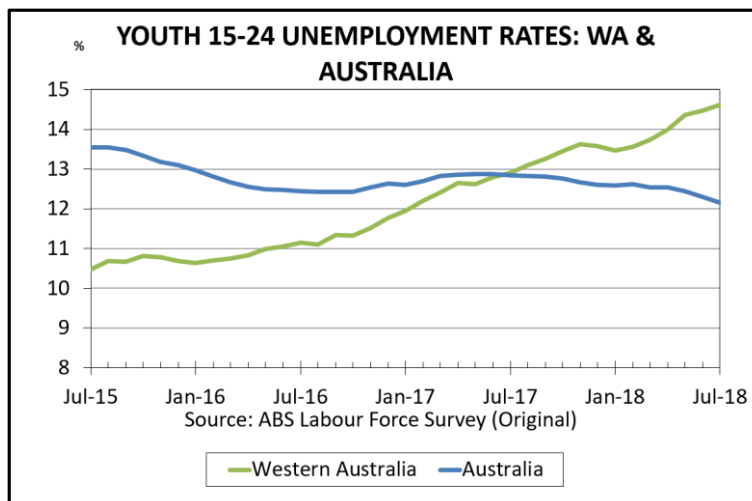
- Over the year, the male unemployment rate rose to 6.4 per cent, an increase of 0.9 percentage points.
- The female unemployment rate rose to 5.5 per cent, an increase of 0.2 per cent.
- Over the month, the male unemployment rate declined by 0.2 percentage points. The female unemployment rate remained stable over the same period.
- Nationally the male and female unemployment rates currently sit at 5.4 and 5.2 per cent respectively.



<sup>3</sup> Original data.

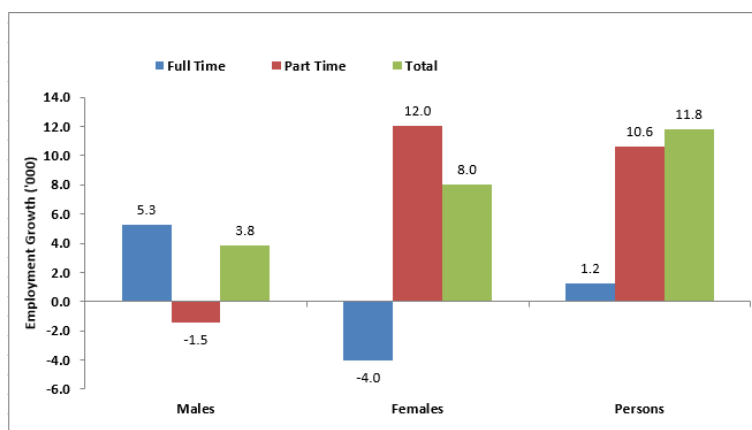
**YOUTH UNEMPLOYMENT (15-24 YEAR OLDS)<sup>4</sup>**

- The youth unemployment rate increased by 1.7 percentage points to stand at 14.6 per cent.
- This is the highest rate of youth unemployment in the state since January 1997.
- Nationally, youth unemployment sits at 12.2 per cent, having fallen by 0.6 percentage points over the year.



**EMPLOYMENT GROWTH BY GENDER AND TYPE**

- Overall employment has grown by 11,800 (or 0.89 per cent) over the year.
  - Full-time employment has grown by 1,200 while part-time employment has increased by 10,600.
  - Female part-time employment rose by 12,000 over the year, driving the overall increase in the level of employment during this period.
  - The small increase in full-time employment is due to growth in male full-time employment, and offset the fall in female full-time employment.



<sup>4</sup> 12 Month moving average of original data. ABS Labour Force Survey estimates for youth unemployment are subject to high levels of sampling error and, as such, should be used with caution.