



This publication provides summary data and commentary on the latest ABS Labour Force Cat: 6202.0 release for Western Australia. It also includes brief information on other selective WA labour market indicators.¹

KEY POINTS²

- Over the year to August 2018, the level of **employment** in Western Australia has increased by 20,000 (or 1.5 per cent) over the year, to 1,345,000.
- The level of **unemployment** in Western Australia has risen to 92,700, an increase of 10,500 (or 12.7 per cent).
- The **unemployment rate** has also risen over the period, from 5.8 per cent to 6.4 per cent.
- The **youth unemployment rate** increased over the year, reaching 14.8 per cent at August 2018 (an increase of 1.7 percentage points).
- The **participation rate** has risen from 67.8 per cent at August 2017, to 68.8 per cent at August 2018.

The following August 2018 ABS Labour Force Data were released 13/09/18.

SEASONALLY ADJUSTED

Employed Persons ('000)			
	Aug-17	Jul-18	Aug-18
WA	1,325.0	1,340.8	1,345.0
Australia	12,324.9	12,587.3	12,631.3

Employed ('000) by Employment Type			
	Aug-17	Jul-18	Aug-18
Full time	905.0	913.7	914.5
Part time (Original data)	416.7	427.1	430.5

Participation Rate (%)			
	Aug-17	Jul-18	Aug-18
WA	67.8	68.3	68.8
Australia	65.3	65.6	65.7

Unemployed Persons ('000)			
	Aug-17	Jul-18	Aug-18
WA	82.3	86.0	92.7
Australia	726.0	703.0	708.8

Unemployment Rate (%)			
	Aug-17	Jul-18	Aug-18
WA	5.8	6.0	6.4
Australia	5.6	5.3	5.3

Youth Unemployment (15-24yrs, %)			
	Aug-17	Jul-18	Aug-18
WA*	13.1	14.6	14.8
Australia [^]	12.8	12.2	12.1

* 12 month moving average of original data

[^] Trend data

TREND

Employed Persons ('000)			
	Aug-17	Jul-18	Aug-18
WA	1,331.5	1,343.6	1,345.1
Australia	12,317.7	12,591.8	12,620.7

WA Employed ('000)			
	Aug-17	Jul-18	Aug-18
Full time	909.4	909.8	912.2
Part time (Original data)	416.7	424.9	427.2

Participation Rate (%)			
	Aug-17	Jul-18	Aug-18
WA	68.0	68.5	68.5
Australia	65.3	65.6	65.6

Unemployed Persons ('000)			
	Aug-17	Jul-18	Aug-18
WA	80.0	89.0	88.7
Australia	721.1	714.6	711.9

Unemployment Rate (%)			
	Aug-17	Jul-18	Aug-18
WA	5.7	6.2	6.2
Australia	5.5	5.4	5.3

¹ The Labour Force Survey has been re-benchmarked to reflect both the size and compositional changes to the Australian population evident from the 2016 Census

² Seasonally adjusted data

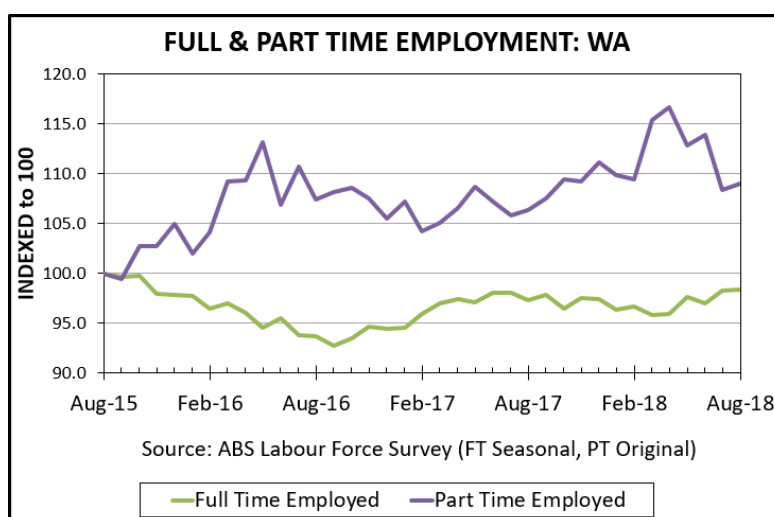
EMPLOYMENT

- The level of employment in WA has increased by 20,000 persons (or 1.5 per cent) over the year, to 1,345,000
- The number of persons employed in WA increased by 4,200 (or 0.3 per cent) from the previous month.
- Nationally, the number of persons employed increased by 2.5 per cent over the year.



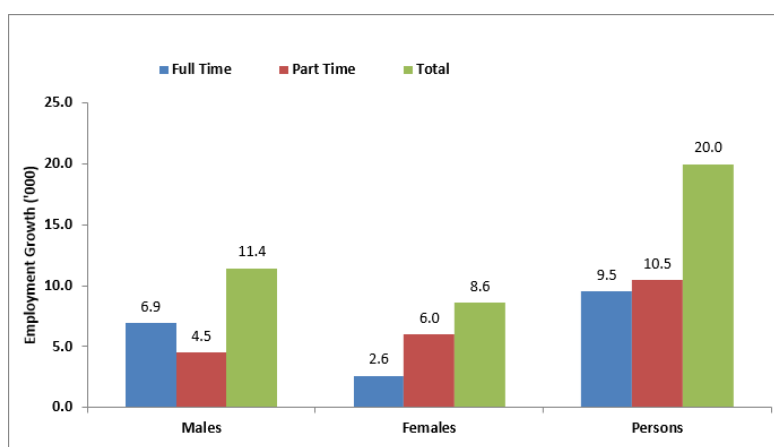
FULL TIME AND PART TIME EMPLOYMENT

- Over the year, the number of persons in full-time employment rose by 9,500 (or 1.0 per cent) to stand at 914,500.
- Part-time employment rose to 427,200, an increase of 10,500 (or 2.5 per cent).³
- Over the year, both male and female full-time and part-time employment has grown.
- Nationally, full time employment increased by 2.4 per cent, while part time employment increased by 2.7 per cent.



EMPLOYMENT GROWTH BY GENDER AND TYPE

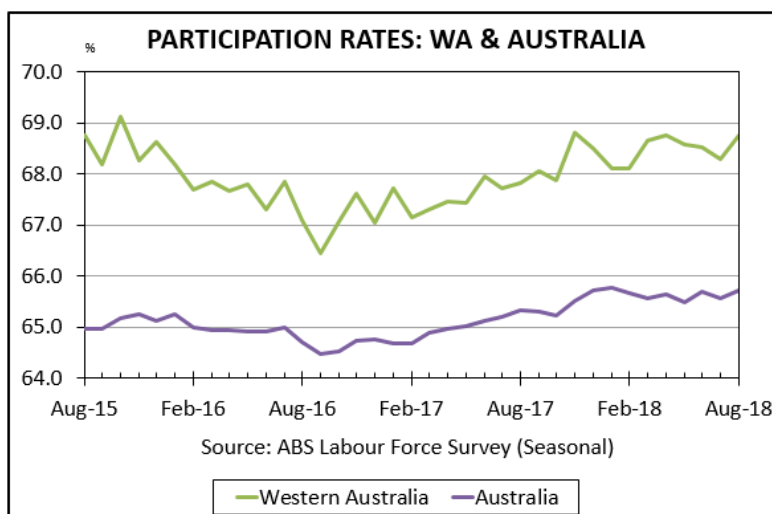
- Overall employment in WA has grown by 20,000 (or 1.5 per cent) over the year.
 - Full-time employment has grown by 9,500 while part-time employment has increased by 10,500.
- Full-time and part-time employment rose for both males and females, with total male employment outgrowing total female employment over the year.



³ Trend - original data.

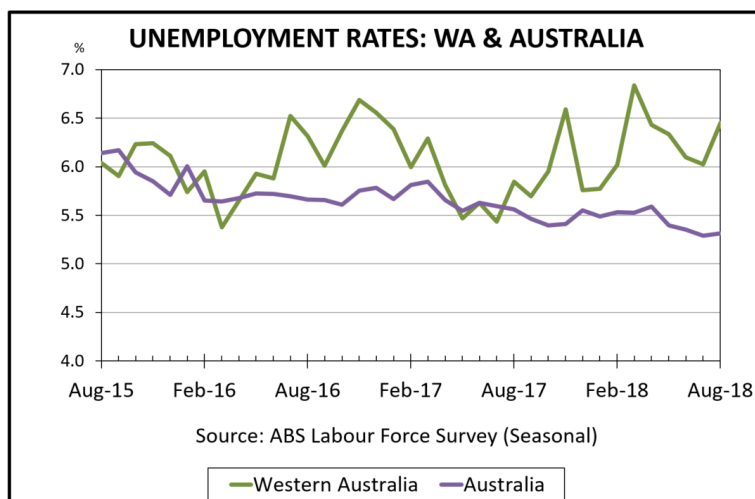
PARTICIPATION RATE

- Over the year the WA participation rate increased by 1.0 per cent, to sit at 68.8 per cent. Over the month, the participation rate rose by 0.5 percentage points.
- The male participation rate rose by 1.1 percentage points to 74.9 per cent.
- The female participation rate also increased, rising by 0.8 percentage points to 62.7 per cent.
- Nationally, the participation rate sits at 65.7 per cent. Male and female participation rates sit at 71.1 per cent and 60.5 per cent respectively.



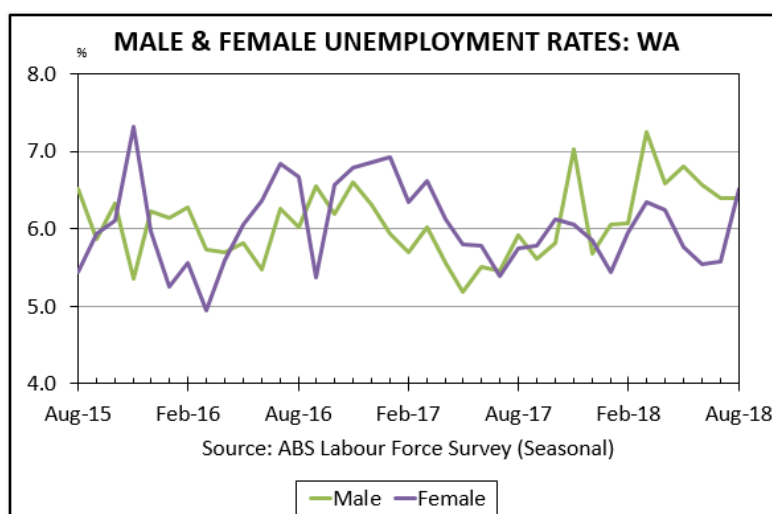
UNEMPLOYMENT RATE

- The level of unemployment in WA rose by 10,500 (or 12.7 per cent) over the year, to sit at 92,700 persons.
- The unemployment rate has also risen over the period, from 5.8 per cent to 6.4 per cent.
- Over the month the unemployment rate rose by 0.4 percentage points.
- Nationally, the unemployment rate fell from 5.6 per cent to 5.3 per cent over the year.



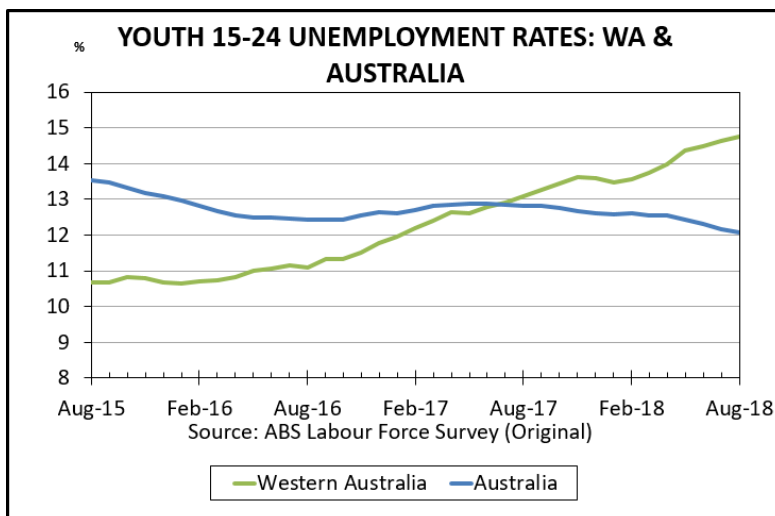
MALE AND FEMALE UNEMPLOYMENT

- Over the year, the male unemployment rate rose to 6.4 per cent, an increase of 0.5 percentage points.
- Over the same period, the female unemployment rate rose to 6.5 per cent, an increase of 0.8 per cent.
- Over the month, the male unemployment rate has remained flat, while the female unemployment rate rose 0.9 percentage points.
- Nationally the male and female unemployment rates currently sit at 5.2 and 5.4 per cent respectively.



YOUTH UNEMPLOYMENT (15-24 YEAR OLDS)

- Over the year the youth unemployment rate increased by 1.7 percentage points to stand at 14.8 per cent.⁴
- This is the second highest rate of youth unemployment in the country and the highest rate of youth unemployment in WA since December 1996.⁵
- The WA participation rate for 15-24 year olds has remained flat over the year at 68.2%.⁶
- Nationally, youth unemployment sits at 12.1 per cent, having fallen by 0.7 percentage points over the year.⁷



⁴ 12 Month moving average of original data. ABS Labour Force Survey estimates for youth unemployment are subject to high levels of sampling error and, as such, should be used with caution.

⁵ Ibid

⁶ Ibid

⁷ Ibid