



This publication provides summary data and commentary on the latest ABS Labour Force Cat: 6202.0 release for Western Australia. It also includes brief information on other selective WA labour market indicators. ¹

KEY POINTS²

- Over the year to November 2018, the level of **employment** in Western Australia has increased by 19,100 (or 1.4 per cent) over the year, to 1,351,800.
- The level of **unemployment** in Western Australia rose to 93,700, an increase of 1.8 per cent.
- The **unemployment rate** remained flat at 6.5 per cent, and below the 12 month high recorded in March 2018.
- The **youth unemployment rate** rose by 0.8 percentage points to 14.4 per cent.
- The **participation rate** rose by 0.8 percentage points to 69.1 per cent over the year.

The following November 2018 ABS Labour Force Data were released 20/12/18.

SEASONALLY ADJUSTED			
Employed Persons ('000)			
	Nov-17	Oct-18	Nov-18
WA	1,332.7	1,350.2	1,351.8
Australia	12,408.5	12,657.2	12,694.3
Employed ('000) by Employment Type			
	Nov-17	Oct-18	Nov-18
Full time	903.1	934.6	938.6
Part time	429.6	415.5	413.2
Participation Rate (%)			
	Nov-17	Oct-18	Nov-18
WA	68.7	68.5	69.1
Australia	65.5	65.5	65.7
Unemployed Persons ('000)			
	Nov-17	Oct-18	Nov-18
WA	92.1	81.4	93.7
Australia	711.0	670.6	683.1
Unemployment Rate (%)			
	Nov-17	Oct-18	Nov-18
WA	6.5	5.7	6.5
Australia	5.4	5.0	5.1
Youth Unemployment (15-24yrs, %)			
	Nov-17	Oct-18	Nov-18
WA*	13.6	14.5	14.4
Australia^	12.8	12.1	12.0

* 12 month moving average of original data

^ Trend data

TREND			
Employed Persons ('000)			
	Nov-17	Oct-18	Nov-18
WA	1,333.5	1,349.2	1,351.9
Australia	12,399.1	12,666.0	12,694.8
WA Employed ('000)			
	Nov-17	Oct-18	Nov-18
Full time	901.7	931.8	937.6
Part time (Original data)	427.1	413.0	409.9
Participation Rate (%)			
	Nov-17	Oct-18	Nov-18
WA	68.3	68.8	68.9
Australia	65.5	65.6	65.7
Unemployed Persons ('000)			
	Nov-17	Oct-18	Nov-18
WA	83.1	89.4	90.8
Australia	718.2	687.4	684.4
Unemployment Rate (%)			
	Nov-17	Oct-18	Nov-18
WA	5.9	6.2	6.3
Australia	5.5	5.2	5.1

¹ The Labour Force Survey has been re-benchmarked to reflect both the size and compositional changes to the Australian population evident from the 2016 Census

² Seasonally adjusted data

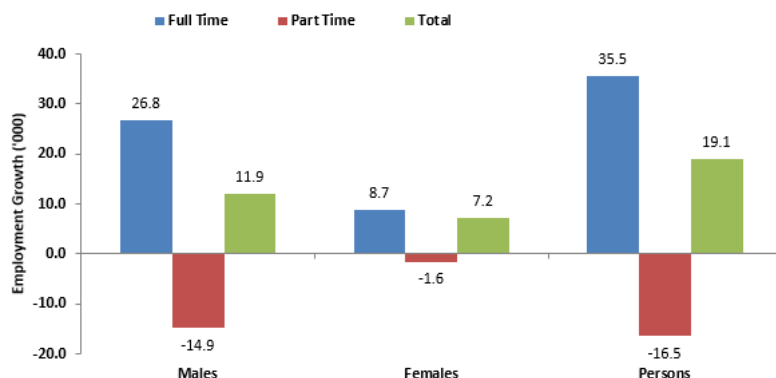
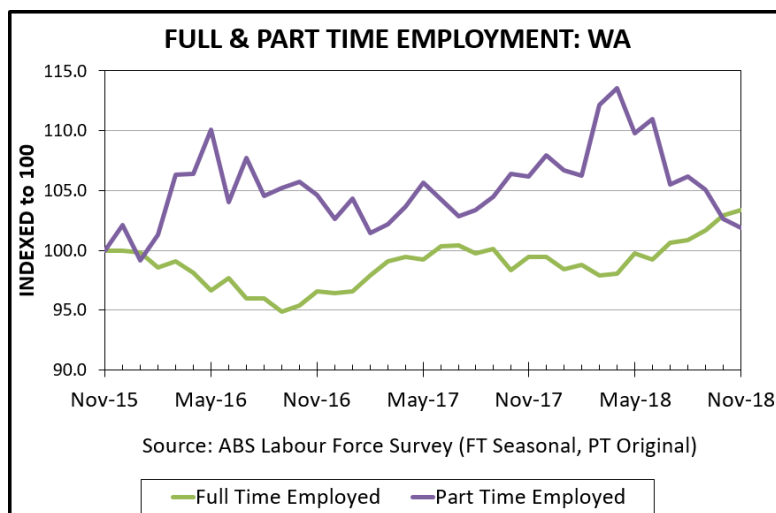
EMPLOYMENT

- The level of employment in WA rose by 19,100 (or 1.4 per cent) over the year, to 1,351,800.
- The number of persons employed in WA increased by 1,600 (or 0.12 per cent) from the previous month.
- Nationally, the number of persons employed increased by 2.3 per cent over the year.



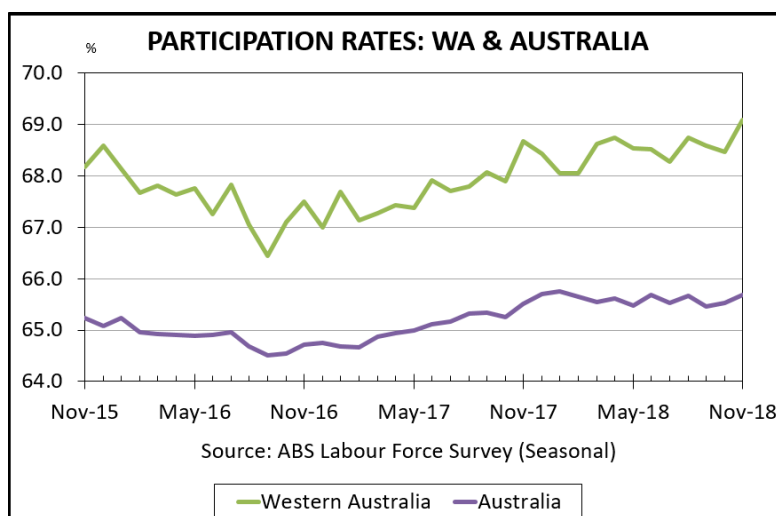
FULL TIME AND PART TIME EMPLOYMENT AND GROWTH

- Employment growth was driven by growth in full time employment, which rose sufficiently to more than offset the decline in part time employment.
 - Full-time employment grew by 35,500 persons (or 3.9 per cent) while part-time employment fell by 16,500 persons (3.8 per cent).
- The decline in female part time employment was offset by close to a five and a half fold increase in the number of females in full time employment.
- Male part time employment also fell, but was offset by an almost two-fold increase in full time employment.
- Nationally, full-time employment increased by 2.1 per cent, while part-time employment increased by 2.7 per cent.



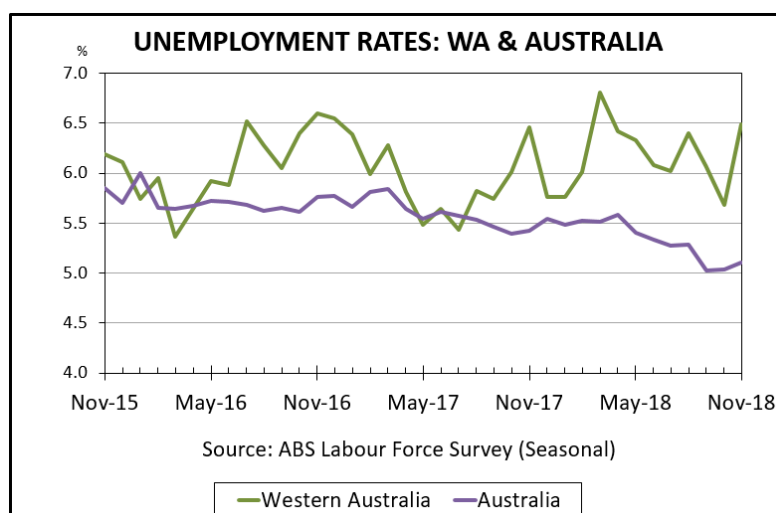
PARTICIPATION RATE

- Over the year, the WA participation rate rose by 0.4 percentage points to 69.1 per cent.
 - The male participation rate rose by 0.4 percentage points to 75.5 per cent.
 - The female participation rate also increased, rising by 0.5 percentage points to 62.8 per cent.
- Over the month, participation rate rose 0.6 percentage points.
- Nationally, the participation rate reached 65.7 per cent. Male and female participation rates were recorded at 71.1 per cent and 60.5 per cent respectively.



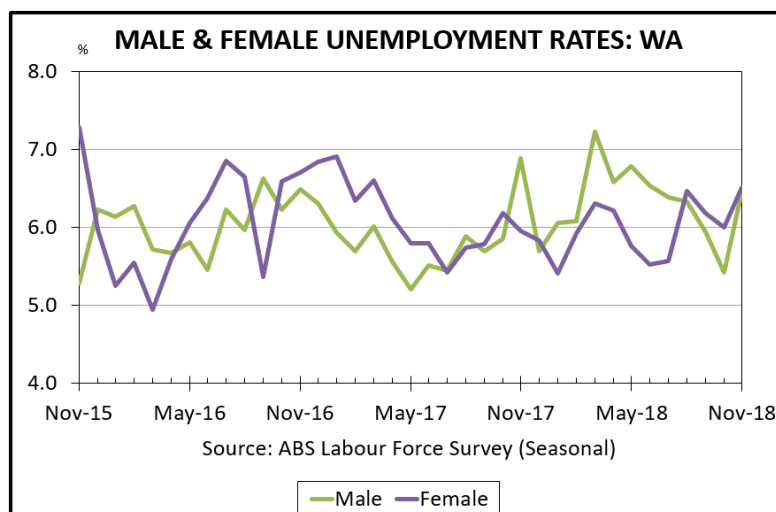
UNEMPLOYMENT RATE

- The level of unemployment in WA rose by 1,700 to sit at 93,700 persons.
- The unemployment rate was recorded at 6.5 per cent.
 - The peak for the last 12 months occurred in March 2018, where the unemployment rate reached 6.8 per cent.
- Over the month, the unemployment rate rose by 0.8 percentage points.
- Nationally, the unemployment rate fell from 5.4 per cent to 5.1 per cent.



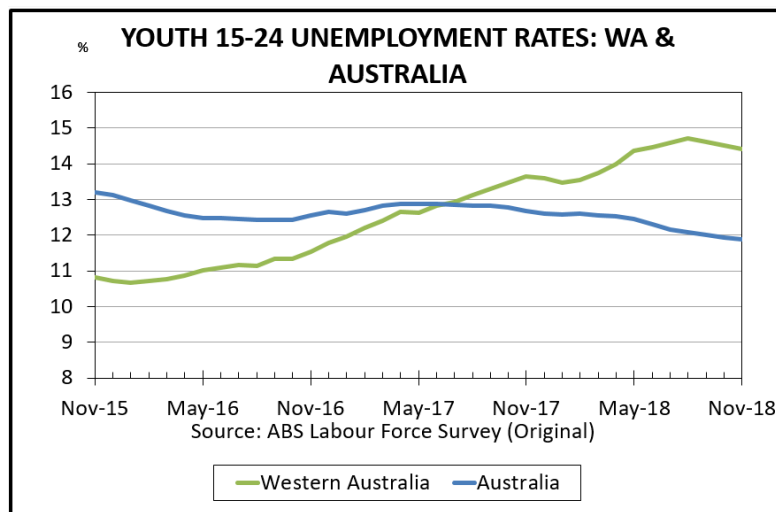
MALE AND FEMALE UNEMPLOYMENT

- Over the year, the male unemployment rate fell to 6.5 per cent, a decline of 0.4 percentage points.
- Over the same period, the female unemployment rate rose by 0.6 percentage points to 6.5 per cent.
- Nationally the male and female unemployment rates currently stand at 5.2 and 5.1 per cent respectively.



YOUTH UNEMPLOYMENT (15-24 YEAR OLDS)³

- Over the year, the youth unemployment rate increased by 0.8 percentage points to stand at 14.4 per cent.⁴
- Over the year, the WA participation rate for 15-24 year olds rose by 1.3 percentage points to 69.0 per cent.⁵
- Nationally, youth unemployment sits at 12.0 per cent, having fallen by 0.8 percentage points over the year.⁶



³ 12 Month moving average of original data. ABS Labour Force Survey estimates for youth unemployment are subject to high levels of sampling error and, as such, should be used with caution.

⁴ Ibid

⁵ Ibid

⁶ Ibid