



This publication provides summary data and commentary on the latest ABS Labour Force Cat: 6202.0 release for Western Australia. It also includes brief information on other selective WA labour market indicators. ¹

KEY POINTS²

- Over the year, **employment** in Western Australia increased by 10,100 (or 0.75 per cent) to 1,359,300.
- The level of **unemployment** in Western Australia grew 1.2 per cent to 82,200.
- The **unemployment rate** remained stable at to 5.7 per cent.
- The **participation rate** fell by 0.1 percentage points to 68.3 per cent.
- The **youth unemployment rate** fell by 0.5 percentage points to 14.0 per cent.

The following October 2019 ABS Labour Force Data were released 14/11/19.

SEASONALLY ADJUSTED

Employed Persons ('000)			
	Oct-18	Sep-19	Oct-19
WA	1,349.3	1,353.0	1,359.3
Australia	12,667.4	12,938.2	12,919.2

Employed ('000) by Employment Type			
	Oct-18	Sep-19	Oct-19
Full time	932.9	917.4	919.8
Part time	416.4	435.6	439.5

Participation Rate (%)			
	Oct-18	Sep-19	Oct-19
WA	68.4	68.0	68.3
Australia	65.6	66.1	66.0

Unemployed Persons ('000)			
	Oct-18	Sep-19	Oct-19
WA	81.2	82.4	82.2
Australia	668.6	709.0	726.1

Unemployment Rate (%)			
	Oct-18	Sep-19	Oct-19
WA	5.7	5.7	5.7
Australia	5.0	5.2	5.3

Youth Unemployment (15-24yrs, %)			
	Oct-18	Sep-19	Oct-19
WA*	14.5	13.8	14.0
Australia [^]	11.9	11.6	11.7

* 12 month moving average of original data

[^] Trend data

TREND

Employed Persons ('000)			
	Oct-18	Sep-19	Oct-19
WA	1,343.1	1,358.9	1,360.6
Australia	12,667.2	12,923.4	12,935.7

WA Employed ('000)			
	Oct-18	Sep-19	Oct-19
Full time	925.0	918.7	919.9
Part time (Original data)	413.0	436.6	436.4

Participation Rate (%)			
	Oct-18	Sep-19	Oct-19
WA	68.5	68.4	68.4
Australia	65.6	66.1	66.1

Unemployed Persons ('000)			
	Oct-18	Sep-19	Oct-19
WA	89.8	82.4	82.2
Australia	678.8	720.6	722.4

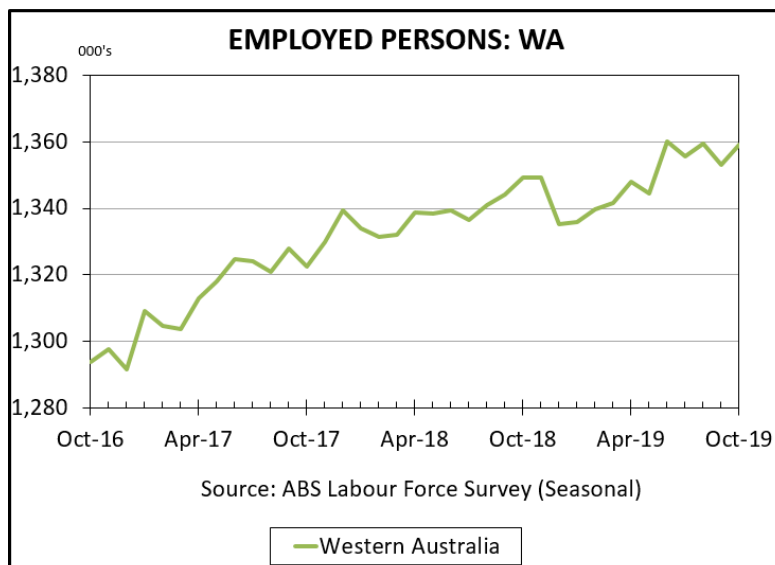
Unemployment Rate (%)			
	Oct-18	Sep-19	Oct-19
WA	6.3	5.7	5.7
Australia	5.1	5.3	5.3

¹ The Labour Force Survey has been re-benchmarked to reflect both the size and compositional changes to the Australian population evident from the 2016 Census

² Seasonally adjusted data

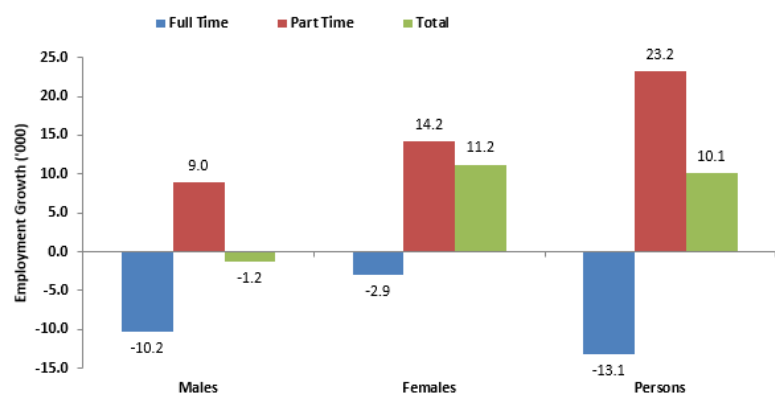
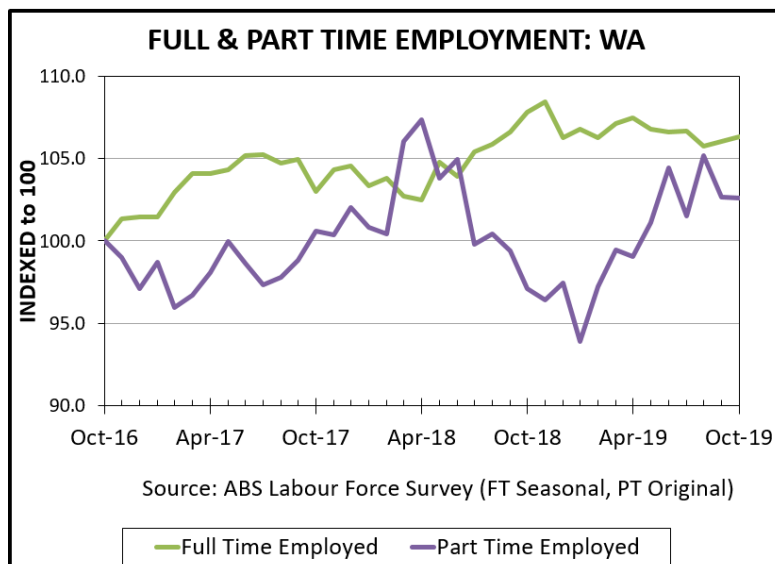
EMPLOYMENT

- Seasonally adjusted employment grew by 10,100 (or 0.75 per cent) over the year to 1,359,300.
- Over the month employment decreased by 6,000 persons (or 0.5 per cent).
- Nationally, the number of persons employed increased by 2.0 per cent over the year and fell by 0.15 per cent over the month.



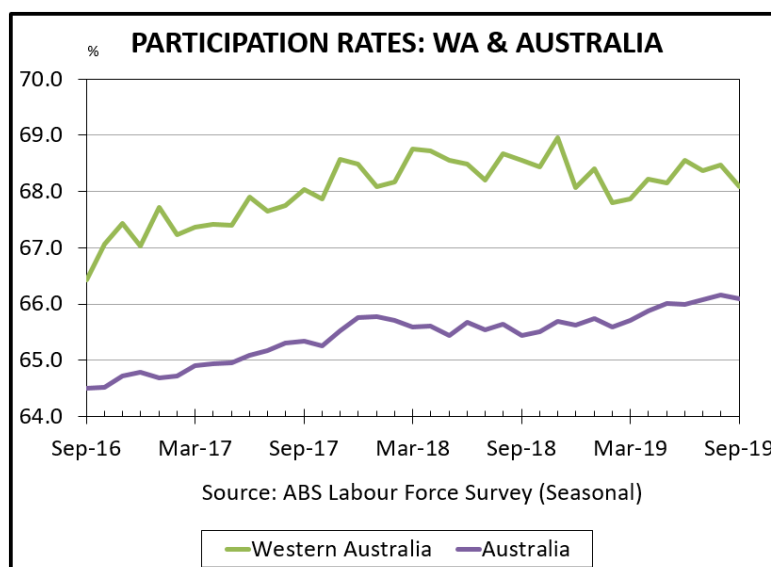
FULL TIME AND PART TIME EMPLOYMENT AND GROWTH

- Over the year, part-time employment has driven overall employment growth in the state.
 - Part-time employment grew by 3,900 over the month and rose by 23,200 persons (5.6 per cent) over the year.
 - Full-time employment rose by 2,300 over the month, but fell by 13,100 (or 1.4 per cent) over the year.
- A fall in male full-time employment exceeded the rise in male part-time employment, leading to decline of 1,200 in overall male employment.
- Overall female employment rose by 11,200. Female full-time employment recorded a decline of 2,900, while part-time employment jumped by 14,200.
- Nationally, full-time employment increased by 1.6 per cent, while part-time employment increased by 2.9 per cent.



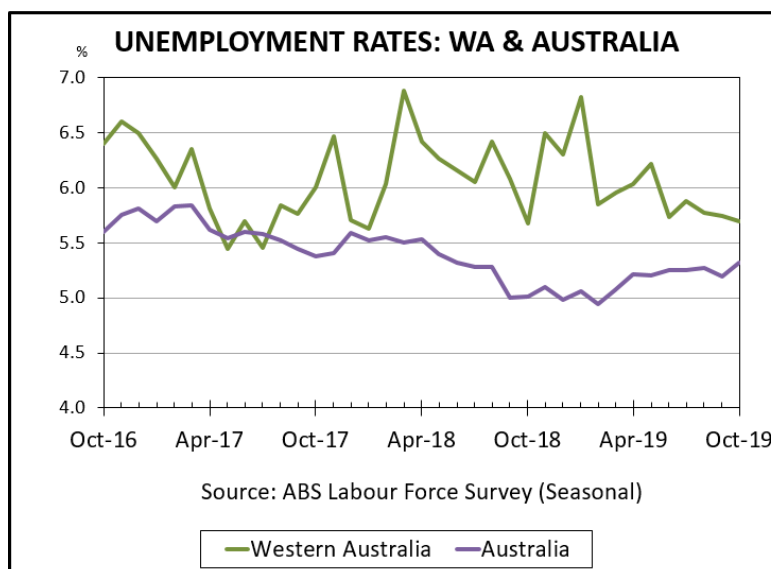
PARTICIPATION RATE

- Over the year to October, the participation rate fell from 68.4 per cent to 68.3 per cent.
 - The male participation rate fell by 0.5 per cent to 74.3 per cent.
 - The female participation rate rose 0.3 percentage points to 62.3 per cent.
- Over the month the WA participation rate rose 0.3 percentage points.
- Nationally the participation rate rose 0.4 percentage points to 66.0 per cent. Male and female participation rates were recorded at 70.9 per cent and 61.2 per cent respectively.



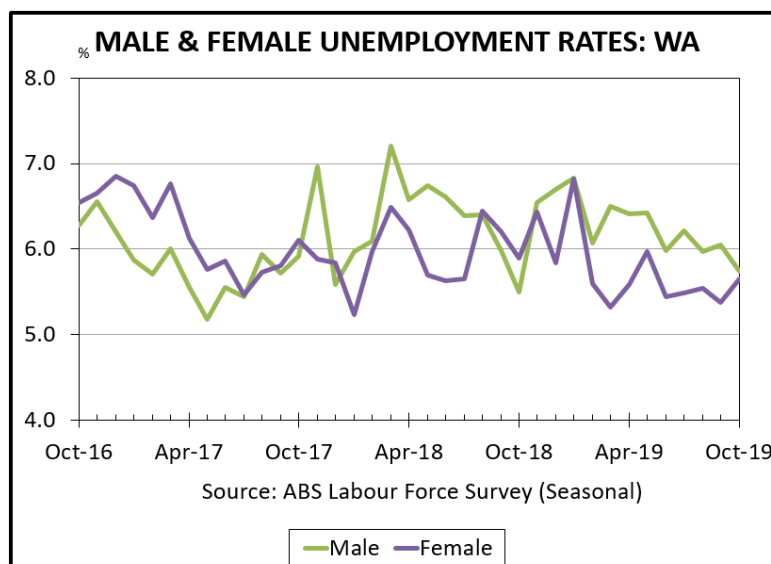
UNEMPLOYMENT RATE

- Over the year the level of unemployment in WA grew by 900 (or 1.2 per cent) to 82,200 persons.
 - Over the month, the level of unemployment fell by 200.
- The unemployment rate remained stable at 5.7 per cent.
 - The unemployment rate has also remained unchanged over the previous month.
 - The highest level of unemployment in the state over the past 12 months occurred in January 2019 (6.8 per cent).
- Nationally, the unemployment rate rose from 5.0 per cent to 5.3 per cent over the year.



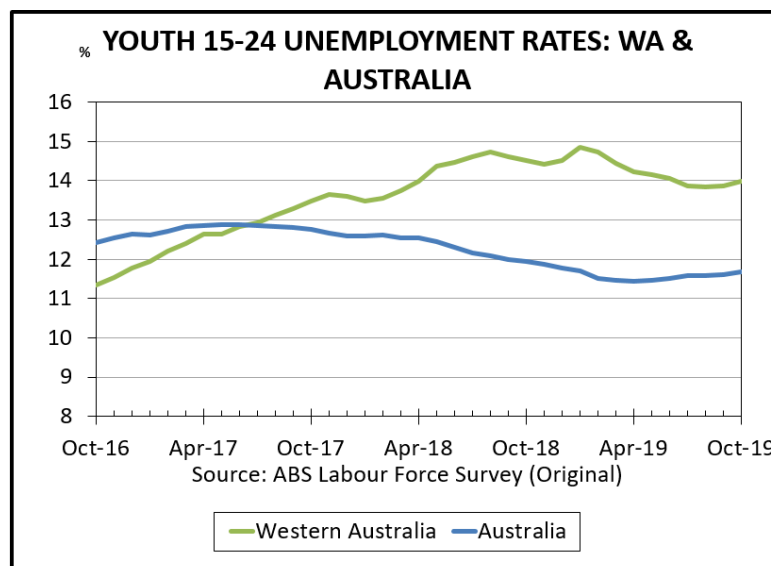
MALE AND FEMALE UNEMPLOYMENT

- Over the year, the male unemployment rate rose by 0.2 percentage points to 5.7 per cent.
- Over the same period, the female unemployment rate fell by 0.2 percentage points to 5.7 per cent.
- Nationally the male and female unemployment rates currently stand at 5.5 and 5.2 per cent respectively.



YOUTH UNEMPLOYMENT AND PARTICIPATION RATE (15-24 YEAR OLDS)³

- Over the year, the WA youth unemployment rate fell from 14.5 per cent to 14.0 per cent.⁴
- The WA participation rate for 15-24 year olds is 68.4 per cent.⁵
- Nationally, youth unemployment sits at 11.7 per cent, having fallen by 0.2 percentage points over the year.⁶
- The national youth participation rate is 68.1 per cent.⁷



³ 12 Month moving average of original data. ABS Labour Force Survey estimates for youth unemployment are subject to high levels of sampling error and, as such, should be used with caution.

⁴ Ibid

⁵ Ibid

⁶ Ibid

⁷ Ibid