

# Vacancy Report Headline Figures - January 2021



## 175,100

Seasonally adjusted job advertisement count,  
January 2021

Change over the year

### ↑11.1%

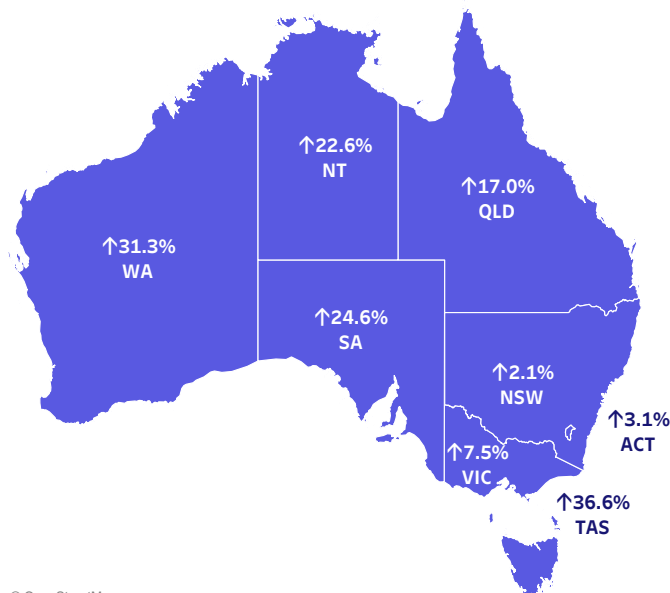
(or 17,500 job advertisements)

Change over the month

### ↑1.6%

(or 2,800 job advertisements)

## Annual Growth, by State / Territory

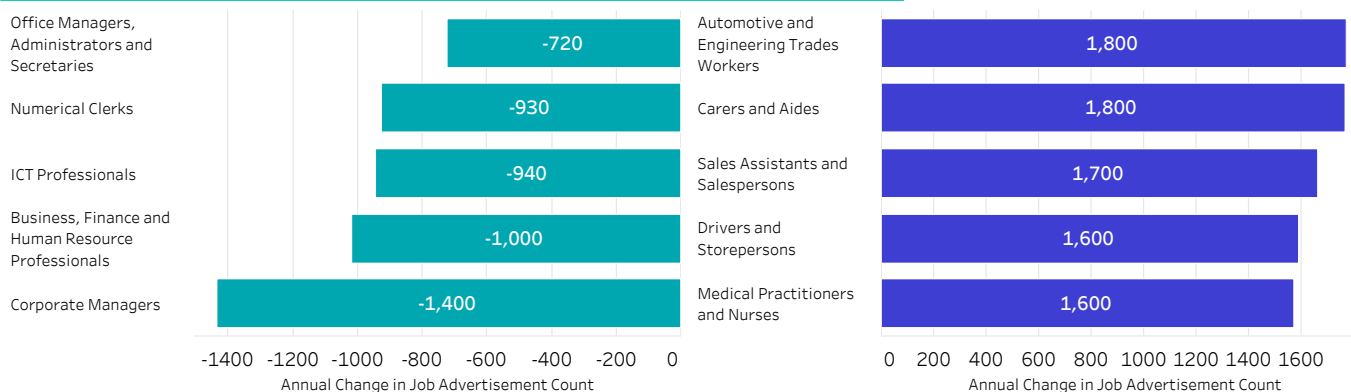


© OpenStreetMap

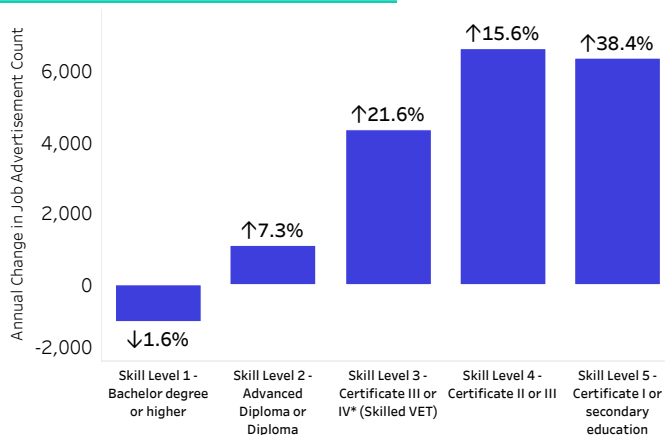
## Job Advertisements, by Major Occupational Group



## Largest Annual Growth & Decline, by Detailed Occupational Group



## Annual Growth, by Skill Level



## Most Common Skills Requested by Employers



Source: Burning Glass Technologies, year to January 2021, most commonly requested skills. Font size represents the relative number of job advertisements requesting the given skill.

The full Vacancy Report can be found on the Labour Market Information Portal at <http://lmiip.gov.au/default.aspx?LMIP/Gaininsights/VacancyReport>. Please refer to the Vacancy Report background and explanatory notes in relation to data published on this page. Data on this page should be referenced as: National Skills Commission, Internet Vacancy Index, seasonally adjusted, January 2021.